RACORES CDC Instantáneos de plástico:

Combinados latón cromado/resina termoplástica. Rosca cónica teflonada y cilíndrica con tórica. Pulsador circular, pinza multiagarre de acero inoxidable Aisi 316. Collarín de estanqueidad interior. Presión de servicio 10 bar. Vacío 750 mmHg. Roscas M5 paso 0,8 y M6 paso 1,0. Óptimos para tubo de poliuretano 98 shore y PA12. Resistentes al agua y otros.

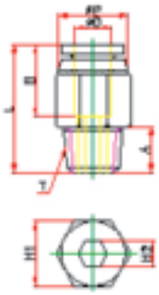

PAR DE APRIETE ROSCAS (Kgf-cm):

M3 x P0,5 - 0,7 N.m
M5 x P0,8 - 1,5 N.m
M6 x P1,0 - 2,3 N.m
Cónica R1/8 - 7 N.m
Cónica R1/4 - 12 N.m
Cónica R3/8 - 22 N.m
Cónica R1/2 - 28 N.m

Cilíndricas:
G1/8 - 10 N.m
G1/4 - 15 N.m
G3/8 - 25 N.m
G1/2 - 40 N.m

PC: Racor Instantáneo Recto Cónico

MODELO	D	P	T	L	A	B	H1	H2	Orificio	PESO
PC04-M5	4	10.0	M5*0.8	21.9	4.6	15.9	10	-	2.5	5.8
PC04-M6	4	10.0	M6*1.0	21.9	4.1	15.9	10	-	3.0	5.8
PC04-01	4	10.0	R 1/8	21.6	8.0	15.9	10	3	3.0	7.8
PC04-02	4	10.0	R 1/4	20.6	10.0	15.9	14	3	3.0	14.8
PC04-03	4	10.0	R 3/8	22.0	11.0	15.9	17	3	3.0	26.8
PC06-M5	6	12.0	M5*0.8	23.6	4.6	16.5	12	-	2.5	8.8
PC06-M6	6	12.0	M6*1.0	23.1	4.1	16.5	12	-	3.0	8.8
PC06-01	6	12.0	R 1/8	22.2	8.0	16.5	12	4	4.0	8.8
PC06-02	6	12.0	R 1/4	21.0	10.0	16.5	14	5	5.0	12.8
PC06-03	6	12.0	R 3/8	22.0	11.0	16.5	17	5	5.0	25.8
PC06-04	6	12.0	R 1/2	29.3	14.0	16.5	19	5	5.0	49.8
PC08-01	8	14.0	R 1/8	27.5	8.0	17.7	14	5	5.0	14.7
PC08-02	8	14.0	R 1/4	25.5	10.0	17.7	14	6	6.0	18.7
PC08-03	8	14.0	R 3/8	23.0	11.0	17.7	17	6	6.0	21.7
PC08-04	8	14.0	R 1/2	29.7	14.0	17.7	19	6	6.0	49.7
PC10-01	10	16.1	R 1/8	28.7	8.0	18.6	17	5	5.0	21.5
PC10-02	10	16.1	R 1/4	30.7	10.0	18.6	17	6	6.0	24.5
PC10-03	10	16.1	R 3/8	24.7	11.0	18.6	17	8	8.0	41.5
PC10-04	10	16.1	R 1/2	29.7	14.0	18.6	19	8	8.0	51.5
PC12-01	12	19.0	R 1/8	32.3	8.0	20.9	19	5	5.0	28.3
PC12-02	12	19.0	R 1/4	32.8	10.0	20.9	19	6	6.0	36.3
PC12-03	12	19.0	R 3/8	29.8	11.0	20.9	19	8	8.0	30.3
PC12-04	12	19.0	R 1/2	29.8	14.0	20.9	19	8	8.0	48.3
PC16-03	16	24.0	R 3/8	37.3	11.0	24.8	24	10	10.0	50.0
PC16-04	16	24.0	R 1/2	40.3	14.0	24.8	24	10	10.0	63.0

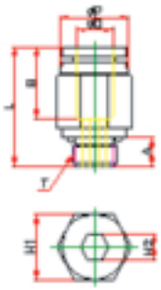

PC-G: Racor Instantáneo Recto Cilíndrico

MODELO	D	P	T	L	A	B	H1	H2	Orificio	PESO
PC04-G01	4	10.3	G1/8	21.5	5.0	15.9	13	3	3.0	10.8
PC04-G02	4	10.3	G1/4	23.5	6.5	15.9	15	3	3.0	18.8
PC04-G03	4	10.3	G3/8	23.5	6.5	15.9	17	3	3.0	21.8
PC06-G01	6	12.3	G1/8	22.5	5.0	16.5	13	4	4.0	9.8
PC06-G02	6	12.3	G1/4	24.5	6.5	16.5	15	5	5.0	16.8
PC06-G03	6	12.3	G3/8	25.5	6.5	16.5	17	5	5.0	23.8
PC08-G01	8	14.3	G1/8	26.7	5.0	17.7	15	5	5.0	16.7
PC08-G02	8	14.3	G1/4	26.7	6.5	17.7	15	6	6.0	14.7
PC08-G03	8	14.3	G3/8	25.0	6.5	17.7	17	6	6.0	22.7
PC08-G04	8	14.3	G1/2	26.0	8.0	17.7	21	6	6.0	39.7
PC10-G01	10	16.5	G1/8	29.5	5.0	18.6	17	5	5.0	21.5
PC10-G02	10	16.5	G1/4	30.0	6.5	18.6	17	6	6.0	22.5
PC10-G03	10	16.5	G3/8	27.0	6.5	18.6	17	8	8.0	21.5
PC10-G04	10	16.5	G1/2	28.3	8.0	18.6	21	8	8.0	36.5
PC12-G02	12	19.0	G1/4	32.2	6.5	20.9	19	6	6.0	26.3
PC12-G03	12	19.0	G3/8	31.6	6.5	20.9	19	8	8.0	22.3
PC12-G04	12	19.0	G1/2	31,6	8.0	20,9	21	8	8.0	36.5
PC16-G03	16	24.0	G3/8	36,3	6.5	24,8	24	10	10.0	53.0
PC16-G04	16	24.0	G1/2	36,3	8.0	24,8	24	10	10.0	59.0

LONGITUD DE TUBO INSERTADO EN RACOR (mm):

Compact	Standard:	
D3: 11,3	D4: 15,0	D10: 20,1
D4: 11,8	D6: 16,5	D12: 22,9
D6: 12,9	D8: 18,8	D16: 23,6

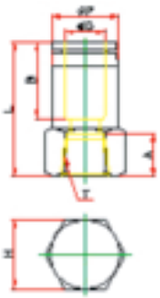

PCF: Racor Instantáneo Recto Hembra Cónico

MODELO	D	P	T	L	A	B	H1	Orificio	PESO
PCF04-M5	4	10.0	M5*0.8p	25.6	7.0	15.9	12	3.5	8.8
PCF04-01	4	10.0	R1/8	26.7	8.0	15.9	14	3.5	15.8
PCF04-02	4	10.0	R1/4	28.7	10.0	15.9	17	3.5	19.8
PCF04-03	4	10.0	R3/8	29.7	11.0	15.9	22	3.5	33.8
PCF06-M5	6	12.0	M5*0.8p	25.8	7.0	16.5	12	4.2	10.8
PCF06-01	6	12.0	R1/8	27.3	8.0	16.5	14	5.0	17.8
PCF06-02	6	12.0	R1/4	29.3	10.0	16.5	17	5.0	23.8
PCF06-03	6	12.0	R3/8	30.2	11.0	16.5	22	5.0	35.8
PCF06-04	6	12.0	R1/2	32.2	14.0	16.5	24	5.0	39.8
PCF08-01	8	14.0	R1/8	28.5	8.0	17.7	14	6.0	18.7
PCF08-02	8	14.0	R1/4	30.5	10.0	17.7	17	6.0	25.7
PCF08-03	8	14.0	R3/8	31.5	11.0	17.7	22	6.0	38.7
PCF08-04	8	14.0	R1/2	33.5	14.0	17.7	24	6.0	45.7
PCF10-01	10	16.4	R1/8	31.4	8.0	18.6	17	8.5	31.5
PCF10-02	10	16.4	R1/4	31.5	10.0	18.6	17	8.5	26.5
PCF10-03	10	16.4	R3/8	32.4	11.0	18.6	22	8.5	39.5
PCF10-04	10	16.4	R1/2	34.4	14.0	18.6	24	8.5	40.5
PCF12-02	12	18.6	R1/4	34.7	10.0	20.9	22	10.0	53.3
PCF12-03	12	18.6	R3/8	34.7	11.0	20.9	22	10.0	43.3
PCF12-04	12	18.6	R1/2	36.7	14.0	20.9	24	10.0	49.3

TOLERANCIAS DEL DIÁMETRO EXT. TUBERIAS:

D3: +-0,10	D8: +-0,10	D16: +-0,15
D4: +-0,10	D10: +-0,15	
D6: +-0,1 0	D12: +-0,15	

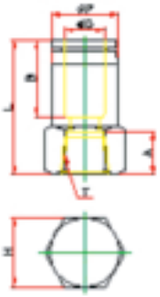

PCF-G: Racor Instantáneo Recto Hembra Cilíndrico

MODELO	D	P	T	L	A	B	H1	Orificio	PESO
PCF04-G01	4	10.0	G 1/8	28.6	8.0	15.9	14	3.0	14.8
PCF04-G02	4	10.0	G 1/4	29.6	10.0	15.9	17	3.0	19.8
PCF04-G03	4	10.0	G 3/8	30.6	11.0	15.9	22	3.5	32.8
PCF06-G01	6	12.0	G 1/8	30.0	8.0	16.5	14	5.0	15.8
PCF06-G02	6	12.0	G 1/4	31.0	10.0	16.5	17	5.0	21.8
PCF06-G03	6	12.0	G 3/8	32.0	11.0	16.5	22	5.0	34.8
PCF08-G01	8	14.0	G 1/8	31.0	8.0	17.7	14	6.0	17.7
PCF08-G02	8	14.0	G 1/4	32.0	10.0	17.7	17	6.0	23.7
PCF08-G03	8	14.0	G 3/8	33.0	11.0	17.7	22	6.0	36.7
PCF08-G04	8	14.0	G 1/2	35.0	14.0	17.7	24	6.0	36.7
PCF10-G01	10	16.4	G 1/8	31.7	8.0	18.6	17	8.0	30.5
PCF10-G02	10	16.4	G 1/4	32.7	10.0	18.6	17	8.0	25.5
PCF10-G03	10	16.4	G 3/8	33.7	11.0	18.6	22	8.0	39.5
PCF10-G04	10	16.4	G 1/2	35.7	14.0	18.6	24	8.0	39.5
PCF12-G02	12	18.6	G 1/4	36.4	10.0	20.9	22	10.0	52.3
PCF12-G03	12	18.6	G 3/8	36.4	11.0	20.9	22	10.0	44.3
PCF12-G04	12	18.6	G 1/2	38.4	14.0	20.9	24	10.0	44.3

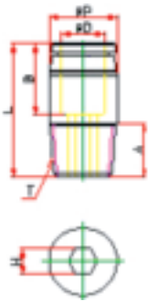

POC: Racor Instantáneo Recto Circular cónico

MODELO	D	P	T	L	A	B	H1	Orificio	PESO
POC04-M5	4	10.0	M5*0.8p	21.8	4.6	15.9	2	2.0	5.8
POC04-M6	4	10.0	M6*1.0p	21.8	4.6	15.9	3	3.0	5.8
POC04-01	4	10.0	R 1/8	20.4	8.0	15.9	3	3.0	7.8
POC04-02	4	14.0	R 1/4	20.4	10.0	15.9	3	3.0	13.8
POC04-03	4	17.0	R 3/8	20.4	11.0	15.9	3	3.0	23.8
POC06-M5	6	12.0	M5*0.8p	22.6	4.6	16.5	2	2.0	7.8
POC06-M6	6	12.0	M6*1.0p	24.1	4.6	16.5	3	3.0	7.8
POC06-01	6	12.0	R 1/8	21.8	8.0	16.5	4	4.0	14.8
POC06-02	6	14.0	R 1/4	22.5	10.0	16.5	4	4.0	24.8
POC06-03	6	17.0	R 3/8	22.5	11.0	16.5	4	4.0	24.8
POC08-01	8	14.0	R 1/8	27.0	8.0	17.7	5	5.0	11.7
POC08-02	8	14.0	R 1/4	25.0	10.0	17.7	6	6.0	14.7
POC08-03	8	17.0	R 3/8	25.0	11.0	17.7	6	6.0	24.7
POC08-04	8	21.0	R 1/2	25.0	14.0	17.7	6	6.0	45.7
POC10-01	10	17.0	R 1/8	27.9	8.0	18.6	5	5.0	15.5
POC10-02	10	17.0	R 1/4	26.6	10.0	18.6	6	6.0	16.5
POC10-03	10	17.0	R 3/8	26.6	11.0	18.6	8	8.0	22.5
POC10-04	10	21.0	R 1/2	26.6	14.0	18.6	8	8.0	39.5
POC12-01	12	19.0	R 1/8	32.4	8.0	20.9	5	5.0	23.3
POC12-02	12	19.0	R 1/4	32.4	10.0	20.9	6	6.0	25.3
POC12-03	12	19.0	R 3/8	32.4	11.0	20.9	8	8.0	31.3
POC12-04	12	21.0	R 1/2	32.4	14.0	20.9	8	8.0	38.3

PMP

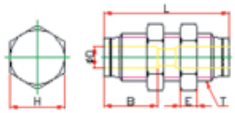

PMM : Racor Instantáneo Pasamuros Recto
PMP : Racor Instantáneo Pasamuros Recto Plástico (Novedad)

MODELO	D	T	L	E	B	H(Hex)	Orificio	PESO
PMM04	4	M12*1.0p	35.5	4	16.3	14	3.0	19.6
PMM06	6	M14*1.0p	39.9	4	17.6	17	5.0	28.6
PMM08	8	M16*1.0p	42.2	5	18.7	19	7.0	36.4
PMM10	10	M20*1.0p	45.0	5	19.6	24	9.0	65.0
PMM12	12	M22*1.0p	50.3	5	21.9	26	11.0	79.6

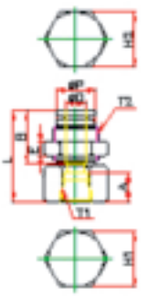

PMF: Racor Instantáneo Pasamuros Recto Hembra

MODELO	D	P	T	L	E	A	B	H1	H2	Orificio	PESO
PMF04-01	4	10.0	R 1/8	26.7	4	8.0	16.8	14	14	3.0	19.8
PMF04-02	4	10.0	R 1/4	28.7	4	10.0	16.8	17	14	3.0	24.8
PMF04-03	4	10.0	R 3/8	29.7	4	11.0	16.8	22	14	3.0	37.8
PMF06-01	6	12.0	R 1/8	28.3	4	8.0	17.6	17	17	5.0	33.8
PMF06-02	6	12.0	R 1/4	30.3	4	10.0	17.6	17	17	5.0	27.8
PMF06-03	6	12.0	R 3/8	31.3	4	11.0	17.6	22	17	5.0	42.8
PMF08-01	8	14.0	R 1/8	29.5	5	8.0	18.7	19	19	6.0	43.7
PMF08-02	8	14.0	R 1/4	31.5	5	10.0	18.7	19	19	6.0	38.7
PMF08-03	8	14.0	R 3/8	32.5	5	11.0	18.7	22	19	6.0	44.7
PMF08-04	8	14.0	R 1/2	34.5	5	14.0	18.7	24	19	6.0	45.7
PMF10-01	10	16.1	R 1/8	30.4	5	8.0	19.6	24	24	8.0	76.5
PMF10-02	10	16.1	R 1/4	32.4	5	10.0	19.6	24	24	8.0	70.5
PMP10-03	10	16.1	R 3/8	33.4	5	11.0	19.6	24	24	8.0	63.5
PMF10-04	10	16.1	R 1/2	36.2	5	14.0	19.6	24	24	8.0	54.5
PMF12-02	12	19.0	R 1/4	37.9	5	10.0	21.9	24	26	10.0	81.3
PMF12-03	12	19.0	R 3/8	37.9	5	11.0	21.9	24	26	10.0	72.3
PMF12-04	12	19.0	R 1/2	39.9	5	14.0	21.9	24	26	10.0	65.3

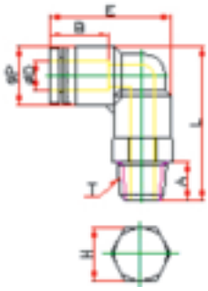

PL: Racor Instantáneo Codo Orientable Cónico

MODELO	D	P	T	L	E	A	B	H1	Orificio	PESO
PL04-M6	4	10.5	M6*1.0p	25.8	23.8	4.1	16.8	10	2.5	7.8
PL04-01	4	10.5	R 1/8	29.8	23.8	8.0	16.8	10	3.0	10.8
PL04-02	4	10.5	R 1/4	31.8	23.8	10.0	16.8	14	3.0	17.8
PL04-03	4	10.5	R 3/8	32.8	23.8	11.0	16.8	17	3.0	31.8
PL06-M5	6	12.5	M5*0.8p	30.3	26.5	4.6	17.6	12	2.5	5.7
PL06-M6	6	12.5	M6*1.0p	28.9	26.5	4.1	17.6	12	3.0	5.7
PL06-01	6	12.5	R 1/8	32.8	26.5	8.0	17.6	12	4.5	14.7
PL06-02	6	12.5	R 1/4	35.8	26.5	10.0	17.6	14	4.5	19.7
PL06-03	6	12.5	R 3/8	36.8	26.5	11.0	17.6	17	4.5	26.7
PL06-04	6	12.5	R 1/2	39.8	26.5	14.0	17.6	21	4.5	46.7
PL08-01	8	14.8	R 1/8	35.2	29.7	8.0	18.7	14	6.0	17.7
PL08-02	8	14.8	R 1/4	38.2	29.7	10.0	18.7	14	6.0	22.7
PL08-03	8	14.8	R 3/8	39.2	29.7	11.0	18.7	17	6.0	29.7
PL08-04	8	14.8	R 1/2	42.2	29.7	14.0	18.7	21	6.5	49.7
PL10-01	10	17.5	R 1/8	37.3	32.1	8.0	19.6	17	6.0	24.2
PL10-02	10	17.5	R 1/4	40.3	32.1	10.0	19.6	17	7.0	30.2
PL10-03	10	17.5	R 3/8	41.3	32.1	11.0	19.6	17	7.0	33.2
PL10-04	10	17.5	R 1/2	44.3	32.1	14.0	19.6	21	7.0	53.2
PL12-01	12	20.5	R 1/8	42.7	36.9	8.0	21.9	19	6.0	39.1
PL12-02	12	20.5	R 1/4	44.7	36.9	10.0	21.9	19	7.0	42.1
PL12-03	12	20.5	R 3/8	45.7	36.9	11.0	21.9	19	10.0	41.1
PL12-04	12	20.5	R 1/2	48.7	36.9	14.0	21.9	21	10.0	53.1
PL16-03	16	25.5	R 3/8	55.6	44.1	11.0	24.0	24	10.0	67.0
PL16-04	16	25.5	R 1/2	58.3	44.1	14.0	24.0	24	13.0	76.0

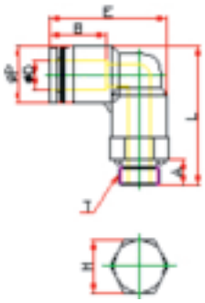

PL-G: Racor Instantáneo Codo Cilíndrico

MODELO	D	P	T	L	E	A	B	H	Orificio	PESO
PL04-G01	4	10.5	G 1/8	27.4	23.8	5.0	16.8	14	3.0	12.8
PL04-G02	4	10.5	G 1/4	29.4	23.8	6.5	16.8	17	3.0	15.8
PL04-G03	4	10.5	G 3/8	30.4	23.8	6.5	16.8	20	3.0	21.8
PL06-G01	6	12.5	G 1/8	30.6	26.5	5.0	17.6	14	4.0	13.7
PL06-G02	6	12.5	G 1/4	32.6	26.5	6.5	17.6	17	4.0	19.7
PL06-G03	6	12.5	G 3/8	33.6	26.5	6.5	17.6	20	4.0	23.7
PL08-G01	8	14.5	G 1/8	32.9	29.7	5.0	18.7	14	6.0	14.7
PL08-G02	8	14.5	G 1/4	34.9	29.7	6.5	18.7	17	6.0	21.7
PL08-G03	8	14.5	G 3/8	35.9	29.7	6.5	18.7	20	6.0	26.7
PL08-G04	8	14.5	G 1/2	36.9	29.7	8.0	18.7	24	6.0	36.7
PL10-G01	10	17.5	G 1/8	35.4	32.1	5.0	19.6	17	7.0	23.2
PL10-G02	10	17.5	G 1/4	37.4	32.1	6.5	19.6	17	7.0	22.2
PL10-G03	10	17.5	G 3/8	38.4	32.1	6.5	19.6	20	7.0	29.2
PL10-G04	10	17.5	G 1/2	39.4	32.1	8.0	19.6	24	7.0	41.2
PL12-G02	12	20.5	G 1/4	41.4	36.9	6.5	21.9	19	8.0	33.1
PL12-G03	12	20.5	G 3/8	42.4	36.9	6.5	21.9	20	10.0	34.1
PL12-G04	12	20.5	G 1/2	43.4	36.9	8.0	21.9	24	10.0	47.1
PL16-G03	16	25.5	G 3/8	53.5	44.1	6.5	24.0	24	10.0	64.0
PL16-G04	16	25.5	G 1/2	54.5	44.1	8.0	24.0	24	13.0	69.0

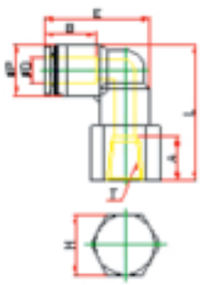

PLF: Racor Instantáneo Codo Hembra Cónico

MODELO	D	P	T	L	E	A	B	H	Orificio	PESO
PLF04-M5	4	10.5	M5*0.8p	23.8	23.8	7.0	16.8	10	2.5	9.8
PLF04-M6	4	10.5	M6*1.0p	23.8	23.8	7.0	16.8	10	2.5	9.8
PLF04-01	4	10.5	R 1/8	24.8	23.8	8.0	16.8	14	2.5	14.8
PLF04-02	4	10.5	R 1/4	26.8	23.8	10.0	16.8	17	2.5	20.8
PLF06-M5	6	12.5	M5*0.8p	29.8	26.5	7.0	17.6	12	4.0	15.7
PLF06-M6	6	12.5	M6*1.0p	29.8	26.5	7.0	17.6	12	4.0	15.7
PLF06-01	6	12.5	R 1/8	30.8	26.5	8.0	17.6	14	4.0	16.7
PLF06-02	6	12.5	R 1/4	32.8	26.5	10.0	17.6	17	4.0	22.7
PLF06-03	6	12.5	R 3/8	33.8	26.5	11.0	17.6	22	4.0	34.7
PLF06-04	6	12.5	R 1/2	35.8	26.5	14.0	17.6	24	4.0	36.7
PLF08-01	8	14..8	R 1/8	33.2	29.7	8.0	18.7	14	6.0	18.7
PLF08-02	8	14.8	R 1/4	35.2	29.7	10.0	18.7	17	6.0	25.7
PLF08-03	8	14.8	R 3/8	36.2	29.7	11.0	18.7	22	6.0	37.7
PLF08-04	8	14.8	R 1/2	38.2	29.7	14.0	18.7	24	6.0	39.7
PLF10-01	10	17.5	R 1/8	37.3	32.1	8.0	19.6	17	7.0	22.2
PLF10-02	10	17.5	R 1/4	37.3	32.1	10.0	19.6	17	7.0	28.2
PLF10-03	10	17.5	R 3/8	38.3	32.1	11.0	19.6	22	7.0	41.2
PLF10-04	10	17.5	R 1/2	40.3	32.1	14.0	19.6	24	7.0	43.2
PLF12-02	12	20.5	R 1/4	41.7	36.9	10.0	21.9	19	10.0	39.1
PLF12-03	12	20.5	R 3/8	42.7	36.9	11.0	21.9	22	10.0	46.1
PLF12-04	12	20.5	R 1/2	44.7	36.9	14.0	21.9	24	10.0	48.1

Extended Male Elbow

PLLP

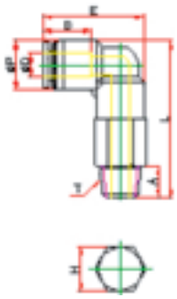

PLL: Racor Instantáneo Codo Prolongador Cónico Or.
PLLP: Racor Instantáneo Codo Prolongador Plástico Cónico Or.

MODELO	D	P	T	L	E	A	B	H1	Orificio	PESO
PLL04-M5	4	10.5	M5*0.8p	38.8	23.8	4.6	16.8	10	2.0	15.8
PLL04-M6	4	10.5	M6*1.0p	38.5	23.8	4.3	16.8	10	3.0	15.8
PLL04-01	4	10.5	R 1/8	40.8	23.8	8.0	16.8	10	3.0	15.8
PLL04-02	4	10.5	R 1/4	42.8	23.8	10.0	16.8	14	3.0	26.8
PLL04-03	4	10.5	R 3/8	43.8	23.8	11.0	16.8	17	3.0	40.8
PLL06-M5	6	12.5	M5*0.8p	44.3	26.5	4.6	17.6	12	2.0	27.7
PLL06-M6	6	12.5	M6*1.0p	44.0	26.5	4.3	17.6	12	3.0	27.7
PLL06-01	6	12.5	R 1/8	46.3	26.5	8.0	17.6	12	4.0	27.7
PLL06-02	6	12.5	R 1/4	48.3	26.5	10.0	17.6	14	4.0	34.7
PLL06-03	6	12.5	R 3/8	49.3	26.5	11.0	17.6	17	4.5	45.7
PLL06-04	6	12.5	R 1/2	52.3	26.5	14.0	17.6	21	4.0	69.7
PLL08-01	8	14.8	R 1/8	51.2	29.7	8.0	18.7	14	6.0	35.7
PLL08-02	8	14.8	R 1.4	53.2	29.7	10.0	18.7	14	6.0	39.7
PLL08-03	8	14.8	R 3/8	54.2	29.7	11.0	18.7	17	6.0	55.7
PLL08-04	8	14.8	R 1/2	57.2	29.7	14.0	18.7	22	6.0	99.7
PLL10-01	10	17.5	R 1/8	48.5	32.1	8.0	19.6	17	6.0	60.2
PLL10-02	10	17.5	R 1/4	50.5	32.1	10.0	19.6	17	7.0	64.2
PLL10-03	10	17.5	R 3/8	51.5	32.1	11.0	19.6	17	7.0	63.2
PLL10-04	10	17.5	R 1/2	54.5	32.1	14.0	19.6	22	7.0	99.2
PLL12-01	12	20.5	R 1/8	64.2	36.9	8.0	21.9	19	8.0	89.1
PLL12-02	12	20.5	R 1/4	66.2	36.9	10.0	21.9	19	8.0	89.1
PLL12-03	12	20.5	R 3/8	67.2	36.9	11.0	21.9	19	10.0	89.1
PLL12-04	12	20.5	R 1/2	70.2	36.9	14.0	21.9	22	10.0	106.1
PLL16-03	16	25.5	R 3/8	82.6	44.1	11.0	24.0	24	10.0	148.0

Extended Male Elbow

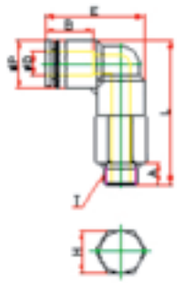

PLL-G: Racor Instantáneo Codo Prolongador Cilíndrico Or.
PLLP-G: Racor Instantáneo Codo Prolongador Plástico Cilíndrico Or.

MODELO	D	P	T	L	E	A	B	H	Orificio	PESO
PLL04-G01	4	10.5	G 1/8	39.4	23.8	5.0	16.8	14	2.0	26.8
PLL04-G02	4	10.5	G 1/4	41.4	23.8	6.5	16.8	17	2.0	38.8
PLL04-G03	4	10.5	G 3/8	42.9	23.8	6.5	16.8	20	2.0	53.8
PLL06-G01	6	12.5	G 1/8	45.6	26.5	5.0	17.6	14	4.0	30.7
PLL06-G02	6	12.5	G 1/4	47.6	26.5	6.5	17.6	17	4.0	41.7
PLL06-G03	6	12.5	G 3/8	48.6	26.5	6.5	17.6	20	4.0	55.7
PLL08-G01	8	14.5	G 1/8	50.9	29.7	5.0	18.7	14	6.0	33.7
PLL08-G02	8	14.5	G 1/4	52.9	29.7	6.5	18.7	17	6.0	50.7
PLL08-G03	8	14.5	G 3/8	53.9	29.7	6.5	18.7	20	6.0	61.7
PLL08-G04	8	14.5	G 1/2	54.9	29.7	8.0	18.7	24	6.0	101.7
PLL10-G01	10	17.5	G 1/8	55.4	32.1	5.0	19.6	17	6.0	58.2
PLL10-G02	10	17.5	G 1/4	57.4	32.1	6.5	19.6	17	8.0	55.2
PLL10-G03	10	17.5	G 3/8	58.4	32.1	6.5	19.6	20	8.0	72.2
PLL10-G04	10	17.5	G 1/2	59.4	32.1	8.0	19.6	24	8.0	102.2
PLL12-G02	12	20.5	G 1/4	66.4	36.9	6.5	21.9	19	8.0	82.1
PLL12-G03	12	20.5	G 3/8	67.4	36.9	6.5	21.9	20	10.0	84.1
PLL12-G04	12	20.5	G 1/2	68.4	36.9	8.0	21.9	24	10.0	118.1
PLL16-G03	16	25.5	G 3/8	80.5	44.1	6.5	24.0	24	10.0	148.0
PLL16-G04	16	25.5	G 1/2	81.5	44.1	8.0	24.0	24	13.0	145.0

Male Branch Tee

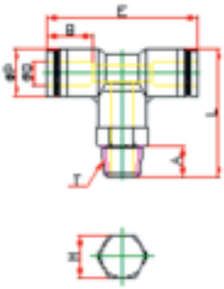

PT : Racor Instantáneo "TE" Macho Central Cónico Or.

MODELO	D	P	T	L	E	A	B	H	Orificio	PESO
PT04-M5	4	10.5	M5*0.8p	20.5	37.3	4.6	16.8	10	2.0	9.6
PT04-M6	4	10.5	M6*1.0p	20.6	37.3	4.1	16.8	10	2.5	9.6
PT04-01	4	10.5	R 1/8	24.5	37.3	8.0	16.8	10	3.0	10.6
PT04-02	4	10.5	R 1/4	26.5	37.3	10.0	16.8	14	3.0	17.6
PT04-03	4	10.5	R 3/8	27.5	37.3	11.0	16.8	17	3.0	25.6
PT06-M5	6	12.5	M5*0.8p	24.0	40.7	4.6	17.6	12	2.0	14.4
PT06-M6	6	12.5	M6*1.0p	22.6	40.7	4.1	17.6	12	3.0	14.4
PT06-01	6	12.5	R 1/8	26.5	40.7	8.0	17.6	12	4.5	16.4
PT06-02	6	12.5	R 1/4	29.5	40.7	10.0	17.6	14	4.5	22.4
PT06-03	6	12.5	R 3/8	30.5	40.7	11.0	17.6	17	4.5	31.4
PT06-04	6	12.5	R 1/2	33.5	40.7	14.0	17.6	21	4.5	48.4
PT08-01	8	14.8	R 1/8	28.0	45.1	8.0	18.7	14	6.0	20.4
PT08-02	8	14.8	R 1/4	31.0	45.1	10.0	18.7	14	6.0	24.4
PT08-03	8	14.8	R 3/8	32.0	45.1	11.0	18.7	17	6.0	32.4
PT08-04	8	14.8	R 1/2	35.0	45.1	14.0	18.7	21	6.5	50.4
PT10-01	10	17.5	R 1/8	28.5	47.4	8.0	19.6	17	6.0	30.4
PT10-02	10	17.5	R 1/4	31.5	47.4	10.0	19.6	17	7.0	35.4
PT10-03	10	17.5	R 3/8	32.5	47.4	11.0	19.6	17	7.0	39.4
PT10-04	10	17.5	R 1/2	35.5	47.4	14.0	19.6	21	7.0	58.4
PT12-01	12	20.5	R 1/8	32.4	55.3	8.0	21.9	19	6.0	45.8
PT12-02	12	20.5	R 1/4	34.4	55.3	10.0	21.9	19	7.0	47.8
PT12-03	12	20.5	R 3/8	35.4	55.3	11.0	21.9	19	10.0	53.8
PT12-04	12	20.5	R 1/2	38.4	55.3	14.0	21.9	21	10.0	59.8
PT16-03	16	25.5	R 3/8	42.8	64.6	11.0	24.0	24	10.0	84.0
PT16-04	16	25.5	R 1/2	45.8	64.6	14.0	24.0	24	13.0	91.0

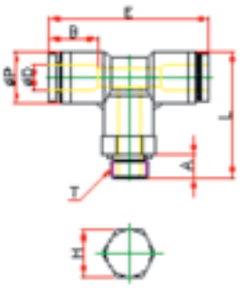

PT-G: Racor Instantáneo “TE” Central Orientable Cónico

MODELO	D	P	T	L	E	A	B	H1	Orificio	PESO
PT04-G01	4	10.5	G 1/8	27.8	37.6	5.0	16.8	14	3.0	13.6
PT04-G02	4	10.5	G 1/4	29.8	37.6	6.5	16.8	17	3.0	18.6
PT04-G03	4	10.5	G 3/8	29.3	37.6	6.5	16.8	20	3.0	23.6
PT06-G01	6	12.5	G 1/8	30.8	41.0	5.0	17.6	14	4.0	16.4
PT06-G02	6	12.5	G 1/4	32.8	41.0	6.5	17.6	17	4.0	21.4
PT06-G03	6	12.5	G 3/8	32.8	41.0	6.5	17.6	20	4.0	26.4
PT08-G01	8	14.5	G 1/8	33.3	44.4	5.0	18.7	14	6.0	18.4
PT08-G02	8	14.5	G 1/4	35.3	44.4	6.5	18.7	17	6.0	25.4
PT08-G03	8	14.5	G 3/8	35.3	44.4	6.5	18.7	20	6.0	29.4
PT08-G04	8	14.5	G 1/2	36.3	44.4	8.0	18.7	24	6.0	40.4
PT10-G01	10	17.5	G 1/8	35.3	47.2	5.0	19.6	17	7.0	28.4
PT10-G02	10	17.5	G 1/4	37.3	47.2	6.5	19.6	17	7.0	27.4
PT10-G03	10	17.5	G 3/8	37.3	47.2	6.5	19.6	20	7.0	33.4
PT10-G04	10	17.5	G 1/2	38.3	47.2	8.0	19.6	24	7.0	45.4
PT12-G02	12	20.5	G 1/4	42.7	54.8	6.5	21.9	19	8.0	40.2
PT12-G03	12	20.5	G 3/8	42.7	54.8	6.5	21.9	20	10.0	42.2
PT12-G04	12	20.5	G 1/2	43.7	54.8	8.0	21.9	24	10.0	53.2
PT16-G03	16	25.5	G 3/8	53.6	64.6	6.5	24.0	24	10.0	80.0
PT16-G04	16	25.5	G 1/2	54.6	64.6	8.0	24.0	24	13.0	84.0

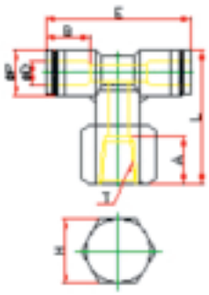

PTF: Racor Instantáneo “TE” Hembra Central Cónico Or.

MODELO	D	P	T	L	E	A	B	H	Orificio	PESO
PTF04-M5	4	10.5	M5*0.8p	21.5	37.6	7.0	16.8	10	2.5	11.6
PTF04-M6	4	10.5	M6*1.0p	21.5	37.6	7.0	16.8	10	2.5	11.6
PTF04-01	4	10.5	R 1/8	22.5	37.6	8.0	16.8	14	2.5	15.6
PTF04-02	4	10.5	R 1/4	24.5	37.6	10.0	16.8	17	2.5	21.6
PTF06-M5	6	12.5	M5*0.8p	23.5	41.0	7.0	17.6	12	4.0	17.4
PTF06-M6	6	12.5	M6*1.0p	23.5	41.0	7.0	17.6	12	4.0	17.4
PTF06-01	6	12.5	R 1/8	24.5	41.0	8.0	17.6	14	4.0	18.4
PTF06-02	6	12.5	R 1/4	26.5	41.0	10.0	17.6	17	4.0	24.4
PTF06-03	6	12.5	R 3/8	27.5	41.0	11.0	17.6	22	4.0	38.4
PTF08-01	8	14.8	R 1/8	26.0	44.4	8.0	18.7	14	6.0	22.4
PTF08-02	8	14.8	R 1/4	28.0	44.4	10.0	18.7	17	6.0	27.4
PTF08-03	8	14.8	R 3/8	29.0	44.4	11.0	18.7	22	6.0	40.4
PTF08-04	8	14.8	R 1/2	31.0	44.4	14.0	18.7	24	6.0	41.4
PTF10-01	10	17.5	R 1/8	28.5	47.2	8.0	19.6	17	7.0	38.4
PTF10-02	10	17.5	R 1/4	28.5	47.2	10.0	19.6	17	7.0	33.4
PTF10-03	10	17.5	R 3/8	29.5	47.2	11.0	19.6	22	7.0	46.4
PTF10-04	10	17.5	R 1/2	31.5	47.2	14.0	19.6	24	7.0	46.4
PTF12-02	12	20.5	R1/4	31.4	54.8	10.0	21.9	19	10.0	46.2
PTF12-03	12	20.5	R 3/8	32.4	54.8	11.0	21.9	22	10.0	53.2
PTF12-04	12	20.5	R 1/2	34.4	54.8	14.0	21.9	24	10.0	54.2

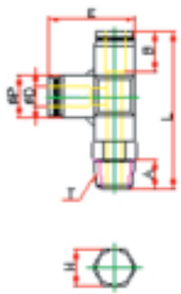

PST: Racor Instantáneo “TE” Lateral Macho Cónico Or.

MODELO	D	P	T	L	E	A	B	H	Orificio	PESO
PST04-M5	4	10.5	M5*0.8p	42.3	25.1	4.6	16.8	10	2.0	10.6
PST04-M6	4	10.5	M6*1.0p	41.3	25.1	4.1	16.8	10	2.5	10.6
PST04-01	4	10.5	R 1/8	45.3	25.1	8.0	16.8	10	3.0	11.6
PST04-02	4	10.5	R 1/4	48.3	25.1	10.0	16.8	14	3.0	17.6
PST04-03	4	10.5	R 3/8	48.3	25.1	11.0	16.8	17	3.0	26.6
PST06-M5	6	12.5	M5*0.8p	46.1	28.1	4.6	17.6	12	2.0	15.4
PST06-01	6	12.5	R 1/8	48.6	28.1	8.0	17.6	12	4.5	17.4
PST06-02	6	12.5	R 1/4	51.2	28.1	10.0	17.6	14	4.5	25.4
PST06-03	6	12.5	R 3/8	52.2	28.1	11.0	17.6	17	4.5	29.4
PST06-04	6	12.5	R 1/2	55.5	28.1	14.0	17.6	21	4.5	32.4
PST08-01	8	14.8	R 1/8	52.2	30.9	8.0	18.7	14	6.0	22.4
PST08-02	8	14.8	R 1/4	55.2	30.9	10.0	18.7	14	6.0	27.4
PST08-03	8	14.8	R 3/8	56.2	30.9	11.0	18.7	17	6.0	34.4
PST08-04	8	14.8	R 1/2	59.2	30.9	14.0	18.7	21	6.5	53.4
PST10-01	10	17.5	R 1/8	55.6	34.6	8.0	19.6	17	6.0	28.4
PST10-02	10	17.5	R 1/4	58.6	34.6	10.0	19.6	17	7.0	34.4
PST10-03	10	17.5	R 3/8	59.6	34.6	11.0	19.6	17	7.0	38.4
PST10-04	10	17.5	R 1/2	62.6	34.6	14.0	19.6	21	7.0	58.4
PST12-02	12	20.5	R 1/4	64.8	40.3	10.0	21.9	19	7.0	50.8
PST12-03	12	20.5	R 3/8	65.8	40.3	11.0	21.9	19	10.0	53.8
PST12-04	12	20.5	R 1/2	68.8	40.3	14.0	21.9	21	10.0	61.8

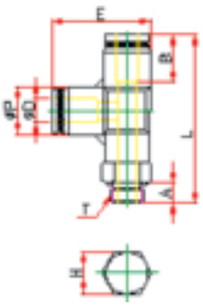

PST-G: Racor Instantáneo "TE" Lateral Cilíndrico Or.

MODELO	D	P	T	L	E	A	B	H	Orificio	PESO
PST04-G01	4	10.5	G 1/8	42.8	25.1	5.0	16.8	14	3.0	14.6
PST04-G02	4	10.5	G 1/4	44.8	25.1	6.5	16.8	17	3.0	18.6
PST04-G03	4	10.5	G 3/8	44.3	25.1	6.5	16.8	20	3.0	23.6
PST06-G01	6	12.5	G 1/8	46.9	28.1	5.0	17.6	14	4.0	16.4
PST06-G02	6	12.5	G 1/4	48.9	28.1	6.5	17.6	17	4.0	22.4
PST06-G03	6	12.5	G 3/8	49.9	28.1	6.5	17.6	20	4.0	27.4
PST08-G01	8	14.5	G 1/8	50.1	30.9	5.0	18.7	14	6.0	19.4
PST08-G02	8	14.5	G 1/4	52.1	30.9	6.5	18.7	17	6.0	25.4
PST08-G03	8	14.5	G 3/8	53.1	30.9	6.5	18.7	20	6.0	30.4
PST08-G04	8	14.5	G 1/2	54.1	30.9	8.0	18.7	24	6.0	40.4
PST10-G01	10	17.5	G 1/8	53.8	34.6	5.0	19.6	17	6.0	28.4
PST10-G02	10	17.5	G 1/4	55.8	34.6	6.5	19.6	17	8.0	28.4
PST10-G03	10	17.5	G 3/8	56.8	34.6	6.5	19.6	20	8.0	34.4
PST10-G04	10	17.5	G 1/2	57.8	34.6	8.0	19.6	24	8.0	48.4
PST12-G02	12	20.5	G 1/4	62.2	40.3	6.5	21.9	19	8.0	43.2
PST12-G03	12	20.5	G 3/8	63.2	40.3	6.5	21.9	20	10.0	43.2
PST12-G04	12	20.5	G 1/2	64.2	40.3	8.0	21.9	24	10.0	55.2

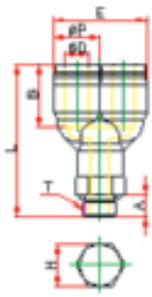

PWT: Racor Instantáneo "Y" Tubo - Rosca Cónica Or.

MODELO	D	P	T	L	E	A	B	H	Orificio	PESO
PWT04-M5	4	10.5	M5*0.8p	41.1	21.0	4.6	15.7	10	2.5	10.6
PWT04-M6	4	10.5	M6*1.0p	41.1	21.0	4.1	15.7	10	2.5	10.6
PWT04-01	4	10.5	R 1/8	43.6	21.0	8.0	15.7	10	3.0	11.6
PWT04-02	4	10.5	R 1/4	45.6	21.0	10.0	15.7	14	3.0	17.6
PWT04-03	4	10.5	R 3/8	46.6	21.0	11.0	15.7	17	3.0	25.6
PWT06-M5	6	12.5	M5*0.8p	42.0	25.0	4.6	17.0	12	2.5	15.4
PWT06-M6	6	12.5	M6*1.0p	40.6	25.0	4.1	17.0	12	3.0	15.4
PWT06-01	6	12.5	R 1/8	44.5	25.0	8.0	17.0	12	4.5	18.4
PWT06-02	6	12.5	R 1/4	47.5	25.0	10.0	17.0	14	4.5	19.4
PWT06-03	6	12.5	R 3/8	48.5	25.0	11.0	17.0	17	4.5	31.4
PWT06-04	6	12.5	R 1/2	51.5	25.0	14.0	17.0	21	4.5	45.4
PWT08-01	8	14.8	R 1/8	47.9	29.0	8.0	19.1	14	6.0	19.4
PWT08-02	8	14.8	R 1/4	50.9	29.0	10.0	19.1	14	6.0	25.4
PWT08-03	8	14.8	R 3/8	51.9	29.0	11.0	19.1	17	6.0	33.4
PWT08-04	8	14.8	R 1/2	54.9	29.0	14.0	19.1	21	6.5	51.4
PWT10-01	10	17.5	R 1/8	51.2	35.2	8.0	20.2	17	6.0	31.4
PWT10-02	10	17.5	R 1/4	54.2	35.2	10.0	20.2	17	7.0	36.4
PWT10-03	10	17.5	R 3/8	55.2	35.2	11.0	20.2	17	7.0	38.4
PWT10-04	10	17.5	R 1/2	58.2	35.2	14.0	20.2	21	7.0	58.4
PWT12-01	12	20.5	R 1/8	57.2	42.0	8.0	22.7	19	6.0	48.2
PWT12-02	12	20.5	R 1/4	59.2	42.0	10.0	22.7	19	7.0	51.2
PWT12-03	12	20.5	R 3/8	60.2	42.0	11.0	22.7	19	10.0	50.2
PWT12-04	12	20.5	R 1/2	63.2	42.0	14.0	22.7	21	10.0	62.2

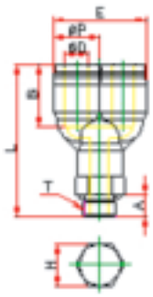

PWT-G : Racor Instantáneo "Y" Tubo Rosca Cilíndrica Or.

MODELO	D	P	T	L	E	A	B	H	Orificio	PESO
PWT04-G01	4	10.5	G 1/8	41.6	21.0	5.0	15.7	14	3.0	14.6
PWT04-G02	4	10.5	G 1/4	43.6	21.0	6.5	15.7	17	3.0	18.6
PWT04-G03	4	10.5	G 3/8	43.6	21.0	6.5	15.7	20	3.0	22.6
PWT06-G01	6	12.5	G 1/8	42.5	25.0	5.0	17.0	14	4.0	17.4
PWT06-G02	6	12.5	G 1/4	44.5	25.0	6.5	17.0	17	4.0	22.4
PWT06-G03	6	12.5	G 3/8	44.5	25.0	6.5	17.0	20	4.0	26.4
PWT06-G04	6	12.5	G 1/2	45.5	25.0	8.0	17.0	24	4.0	37.4
PWT08-G01	8	14.5	G 1/8	45.9	29.0	5.0	19.1	14	6.0	18.4
PWT08-G02	8	14.5	G 1/4	47.9	29.0	6.5	19.1	17	6.0	25.4
PWT08-G03	8	14.5	G 3/8	47.9	29.0	6.5	19.1	20	6.0	30.4
PWT08-G04	8	14.5	G 1/2	48.9	29.0	8.0	19.1	24	6.0	40.4
PWT10-G01	10	17.5	G 1/8	49.2	35.2	5.0	20.2	17	6.0	29.4
PWT10-G02	10	17.5	G 1/4	51.2	35.2	6.5	20.2	17	7.0	28.4
PWT10-G03	10	17.5	G 3/8	51.2	35.2	6.5	20.2	20	7.0	35.4
PWT10-G04	10	17.5	G 1/2	52.2	35.2	8.0	20.2	24	7.0	47.4
PWT12-G02	12	20.5	G 1/4	56.2	42.0	6.5	22.7	19	8.0	44.2
PWT12-G03	12	20.5	G 3/8	56.2	42.0	6.5	22.7	20	9.0	45.2
PWT12-G04	12	20.5	G 1/2	57.2	42.0	8.0	22.7	24	9.0	58.2

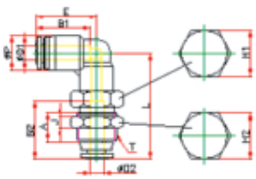

PLM : Racor Instantáneo Pasamuros Codo

MODELO	D	P	T	L	E	A	B1	B2	J	H1-H2		Orificio	PESO
PLM04	4	10.5	M12*1.0p	32.4	18.7	9.0	16.3	16.3	4.0	14	14	3.0	12.6
PLM06	6	12.5	M14*1.0p	38.2	20.4	11.0	17.5	17.0	4.0	17	17	4.5	14.5
PLM08	8	14.5	M16*1.0p	40.3	23.1	11.5	19.1	18.6	5.0	19	19	6.0	20.4
PLM10	10	17.5	M20*1.0p	42.3	23.7	12.0	19.7	20.3	5.0	24	24	7.0	29.7
PLM12	12	20.5	M22*1.0p	48.1	27.7	15.0	22.2	23.4	5.0	26	26	10.0	43.4

Male Double Y

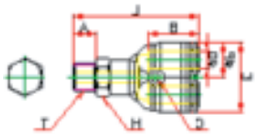

PXT : Racor Instantáneo 4 salidas en X Rosca Cónica

MODELO	D	P	T	L	E	C	A	B	H(Hex)	Orificio	PESO
PXT04-01	4	10.5	R 1/8	44.2	21.0	3.3	8.0	15.7	10	2.0	20.0
PXT04-02	4	10.5	R 1/4	48.2	21.0	3.3	10.0	15.7	14	2.0	25.7
PXT06-01	6	12.5	R 1/8	47.9	25.0	3.3	8.0	17.0	12	3.5	25.4
PXT06-02	6	12.5	R 1/4	50.9	25.0	3.3	10.0	17.0	14	4.6	27.0

Male Reducer Triple Branch

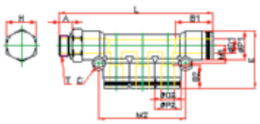

PKD : Racor Instantáneo Cónico TE distribución Reducción 3 x 2

MODELO	D1	D2	P1	P2	T	L	E	C	A	B1	B2	M1	M2	H	Ori.	PESO
PKD0604-01	6	4	12.5	10.5	R 1/8	72.1	24.2	3.3	8.0	17.6	16.3	7.6	34.0	12	3.0	21.1
PKD0804-01	8	4	14.8	10.5	R 1/8	73.9	28.5	4.3	8.0	18.7	16.3	9.2	34.8	14	3.0	23.1
PKD0804-02	8	4	14.8	10.5	R 1/4	76.9	28.5	4.3	10.0	18.7	16.3	9.2	34.8	14	3.0	28.1
PKD0806-01	8	6	14.8	12.5	R 1/8	79.5	34.0	4.3	8.0	18.7	17.6	9.3	41.1	14	4.0	26.8
PKD0806-02	8	6	14.8	12.5	R 1/4	82.5	34.0	4.3	10.0	18.7	17.6	9.3	41.1	14	4.0	30.8
PKD1006-02	10	6	17.5	12.5	R 1/4	89.2	34.5	4.3	10.0	19.6	17.6	9.5	41.7	17	4.0	40.3
PKD1006-03	10	6	17.5	12.5	R 3/8	90.2	34.5	4.3	11.0	19.6	17.6	9.5	41.7	17	4.0	44.3
PKD1008-02	10	8	17.5	14.8	R 1/4	94.3	34.5	4.3	10.0	19.6	18.7	8.5	47.0	17	6.5	44.3
PKD1008-03	10	8	17.5	14.8	R 3/8	95.3	34.5	4.3	11.0	19.6	18.7	8.5	47.0	17	6.5	48.3

Male Reducer Triple Branch

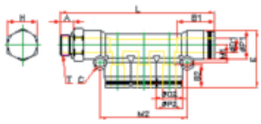

PKD-G : Racor Instantáneo Cilíndrico TE distribución Reducción 3 x 2

MODELO	D1	D2	P1	P2	T	L	E	C	A	B1	B2	M1	M2	H	Ori.	Peso
PKD0604-G01	6	4	12.5	10.5	G1/8	70.1	24.2	3.3	5.0	17.6	16.3	7.6	34.0	14	3.0	22.1
PKD0804-G01	8	4	14.8	10.5	G1/8	71.9	28.5	4.3	5.0	18.7	16.3	9.2	34.8	14	3.0	24.1
PKD0804-G02	8	4	14.8	10.5	G1/4	74.9	28.5	4.3	6.5	18.7	16.3	9.2	34.8	17	3.0	29.1
PKD0806-G01	8	6	14.8	12.5	G1/8	77.5	34.0	4.3	5.0	18.7	17.6	9.3	41.1	14	4.0	27.8
PKD0806-G02	8	6	14.8	12.5	G1/4	80.5	34.0	4.3	6.5	18.7	17.6	9.3	41.1	17	4.0	27.8
PKD1006-G02	10	6	17.5	12.5	G1/4	87.2	34.5	4.3	6.5	19.6	17.6	9.5	41.7	17	4.0	31.8
PKD1006-G03	10	6	17.5	12.5	G3/8	87.2	34.5	4.3	6.5	19.6	17.6	9.5	41.7	20	4.0	35.3
PKD1008-G02	10	8	17.5	14.8	G1/4	92.3	34.5	4.3	6.5	19.6	18.7	8.5	47.0	17	6.5	41.3
PKD1008-G03	10	8	17.5	14.8	G3/8	92.3	34.5	4.3	6.5	19.6	18.7	8.5	47.0	20	6.5	53.3

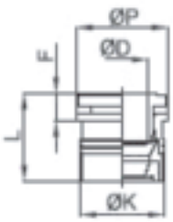

CAS: Racor Instantáneo Insertable

MODELO	D	P	K	L	F	PESO
CAS04	4	10.0	8.95	11.25	3.55	1.5
CAS06	6	12.0	11.10	12.45	3.95	2.3
CAS08	8	14.0	13.20	13.9	4.3	3.5
CAS10	10	16.6	15.45	15.15	4.85	4.8
CAS12	12	19.0	17.75	17.4	5.0	7.3

Male Banjo

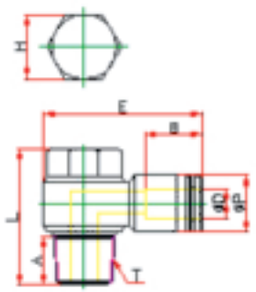

PH: Racor Instantáneo "Codo Banjo" Cónico Or.

MODELO	D	P	T	L	E	A	B	H	Orificio	PESO
PH04-01	4	10.5	G 1/8	23.5	32.4	4.5	16.3	8	3.0	14.8
PH04-02	4	10.5	G 1/4	28.0	34.2	6.0	16.3	12	3.2	24.8
PH06-01	6	12.5	G 1/8	23.5	33.5	4.5	17.6	8	3.0	15.7
PH06-02	6	12.5	G 1/4	28.0	37.3	6.0	17.6	12	4.5	23.7
PH06-03	6	12.5	G 3/8	32.5	39.8	6.0	17.6	14	5.0	47.7
PH08-01	8	14.5	G 1/8	23.5	34.2	4.5	18.7	8	3.0	16.7
PH08-02	8	14.5	G 1/4	28.0	38.3	6.0	18.7	12	4.5	25.7
PH08-03	8	14.5	G 3/8	32.5	41.8	6.0	18.7	14	6.0	49.7
PH08-04	8	14.5	G 1/2	34.0	45.9	7.5	18.7	19	6.5	68.7
PH10-02	10	17.5	G 1/4	28.0	39.5	6.0	19.6	12	4.5	27.2
PH10-03	10	17.5	G 3/8	32.5	42.5	6.0	19.6	14	6.0	50.2
PH10-04	10	17.5	G 1/2	34.0	48.6	7.5	19.6	19	8.0	73.2
PH12-03	12	20.5	G 3/8	32.5	44.8	6.0	21.9	14	6.0	53.1
PH12-04	12	20.5	G 1/2	34.0	50.3	7.5	21.9	19	8.0	73.1

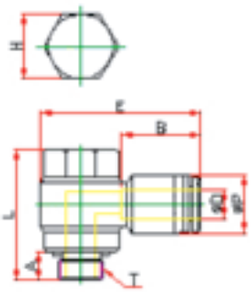

PH-G: Racor Instantáneo “Codo Banjo” Clíndrico Or.

MODELO	D	P	T	L	E	A	B	H	Orificio	PESO
PH04-G01	4	10.5	G 1/8	23.5	32.4	4.5	16.3	8	3.0	14.8
PH04-G02	4	10.5	G 1/4	28.0	34.2	6.0	16.3	12	3.2	24.8
PH06-G01	6	12.5	G 1/8	23.5	33.5	4.5	17.6	8	3.0	15.7
PH06-G02	6	12.5	G 1/4	28.0	37.3	6.0	17.6	12	4.5	23.7
PH06-G03	6	12.5	G 3/8	32.5	39.8	6.0	17.6	14	5.0	47.7
PH08-G01	8	14.5	G 1/8	23.5	34.2	4.5	18.7	8	3.0	16.7
PH08-G02	8	14.5	G 1/4	28.0	38.3	6.0	18.7	12	4.5	25.7
PH08-G03	8	14.5	G 3/8	32.5	41.8	6.0	18.7	14	6.0	49.7
PH08-G04	8	14.5	G 1/2	34.0	45.9	7.5	18.7	19	6.5	68.7
PH10-G02	10	17.5	G 1/4	28.0	39.5	6.0	19.6	12	4.5	27.2
PH10-G03	10	17.5	G 3/8	32.5	42.5	6.0	19.6	14	6.0	50.2
PH10-G04	10	17.5	G 1/2	34.0	48.6	7.5	19.6	19	8.0	73.2
PH12-G03	12	20.5	G 3/8	32.5	44.8	6.0	21.9	14	6.0	53.1
PH12-G04	12	20.5	G 1/2	34.0	50.3	7.5	21.9	19	8.0	73.1

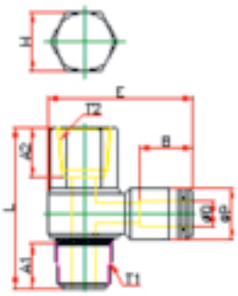

PHF: Racor Instantáneo “Codo Banjo” Unión Rosca MxH Cónica Or.

MODELO	D	P	T1-T2	L	E		A1	A2	B	H	Orificio	PESO
PHF04-M5	4	10.5	M5*0.8p	20.0	25.1	3.6	7.0		16.3	8	1.5	7.8
PHF04-01	4	10.5	R 1/8	30.2	30.5	8.0	8.0		16.3	14	3.0	19.8
PHF04-02	4	10.5	R 1/4	35.5	34.5	10.0	10.0		16.3	17	3.2	30.8
PHF06-M5	6	12.5	M5*0.8p	20.0	27.8	3.6	7.0		17.6	8	1.5	8.7
PHF06-01	6	12.5	R 1/8	30.2	31.2	8.0	8.0		17.6	14	3.0	20.7
PHF06-02	6	12.5	R 1/4	35.5	35.0	10.0	10.0		17.6	17	4.0	30.7
PHF06-03	6	12.5	R 3/8	41.2	38.7	11.0	11.0		17.6	21	5.0	54.7
PHF08-01	8	14.8	R 1/8	30.2	33.0	8.0	8.0		18.7	14	3.0	20.7
PHF08-02	8	14.8	R 1/4	35.5	36.8	10.0	10.0		18.7	17	4.0	31.7
PHF08-03	8	14.8	R 3/8	41.2	40.1	11.0	11.0		18.7	21	5.0	55.7
PHF08-04	8	14.8	R 1/2	50.0	45.8	14.0	14.0		18.7	24	6.0	87.7
PHF10-02	10	17.5	R 1/4	35.5	38.8	10.0	10.0		19.6	17	4.0	33.2
PHF10-03	10	17.5	R 3/8	41.2	42.2	11.0	11.0		19.6	21	5.0	57.2
PHF10-04	10	17.5	R 1/2	50.0	47.5	14.0	14.0		19.6	24	6.0	89.2
PHF12-03	12	20.5	R 3/8	41,2	45.9	11.0	11.0		21.9	21	5.0	67.1
PHF12-04	12	20.5	R 1/2	50.0	50.1	14.0	14.0		21.9	24	6.0	90.1

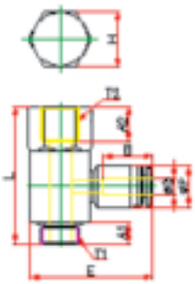

PHF-G : Racor Instantáneo“Codo Banjo” Unión Rosca MxH Cilíndrica Or.

MODELO	D	P	T	L	E	A	B	H	Orificio	PESO
PHF04-G01	4	10.5	G 1/8	33.9	31.2	5.0	8.0	16.2	14	3.0	22.8
PHF04-G02	4	10.5	G 1/4	42.4	34.6	6.5	10.0	16.2	17	3.2	36.8
PHF06-G01	6	12.5	G 1/8	33.9	31.9	5.0	8.0	17.0	14	3.0	23.7
PHF06-G02	6	12.5	G 1/4	42.4	35.3	6.5	10.0	17.0	17	4.0	39.7
PHF06-G03	6	12.5	G 3/8	44.4	39.1	6.5	11.0	17.0	21	5.0	57.7
PHF08-G01	8	14.8	G 1/8	33.9	33.8	5.0	8.0	19.1	14	3.0	23.7
PHF08-G02	8	14.8	G 1/4	42.4	37.1	6.5	10.0	19.1	17	4.0	40.7
PHF08-G03	8	14.8	G 3/8	44.4	40.9	6.5	11.0	19.1	21	5.0	60.7
PHF08-G04	8	14.8	G 1/2	49.9	44.0	8.0	14.0	19.1	24	6.0	78.7
PHF10-G02	10	17.5	G 1/4	42.4	39.0	6.5	10.0	20.2	17	4.0	42.2
PHF10-G03	10	17.5	G 3/8	44.4	43.1	6.5	11.0	20.2	21	5.0	63.2
PHF10-G04	10	17.5	G 1/2	49.9	46.4	8.0	14.0	20.2	24	6.0	81.2
PHF12-G02	12	20.5	G 1/4	42.4	42.3	6.5	10.0	22.7	17	4.0	45.1
PHF12-G03	12	20.5	G 3/8	44.4	46.3	6.5	11.0	22.7	21	5.0	66.1
PHF12-G04	12	20.5	G 1/2	49.9	50.2	8.0	14.0	22.7	24	6.0	84.1

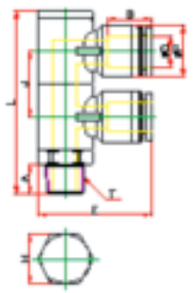

PHL(2) : Racor Instantáneo Pasamuros Recto

MODELO	D	P	T	L	E	A	B	J	H	Orificio	PESO
PHL04-01(2)	4	10.5	R 1/8	51.9	31.2	8.0	16.2	17.9	14	3.0	35.6
PHL04-02(2)	4	10.5	R 1/4	62.9	34.6	10.0	16.2	21.9	17	3.2	54.6
PHL04-03(2)	4	10.5	R 3/8	64.9	38.4	11.0	16.2	21.9	21	3.2	81.6
PHL06-01(2)	6	12.5	R 1/8	51.9	31.9	8.0	17.0	17.9	14	3.0	36.4
PHL06-02(2)	6	12.5	R 1/4	62.9	35.3	10.0	17.0	21.9	17	4.0	55.4
PHL06-03(2)	6	12.5	R 3/8	64.9	39.1	11.0	17.0	21.9	21	5.0	82.4
PHL08-01(2)	8	14.5	R 1/8	51.9	33.8	8.0	19.1	17.9	14	3.0	38.4
PHL08-02(2)	8	14.5	R 1/4	62.9	37.1	10.0	19.1	21.9	17	4.0	57.4
PHL08-03(2)	8	14.5	R 3/8	64.9	40.9	11.0	19.1	21.9	21	5.0	82.4
PHL08-04(2)	8	14.5	R 1/2	73.8	44.0	14.0	19.1	23.9	24	6.0	118.4
PHL10-02(2)	10	17.5	R 1/4	62.9	39.0	10.0	20.2	21.9	17	4.0	58.4
PHL10-03(2)	10	17.5	R 3/8	64.9	43.1	11.0	20.2	21.9	21	5.0	83.4
PHL10-04(2)	10	17.5	R 1/2	73.8	46.4	14.0	20.2	23.9	24	6.0	19.4
PHL12-02(2)	12	20.5	R 1/4	62.9	42.3	10.0	22.7	21.9	17	4.0	60.2
PHL12-03(2)	12	20.5	R 3/8	64.9	46.3	11.0	22.7	21.9	21	5.0	85.2
PHL12-04(2)	12	20.5	R 1/2	73.8	50.2	14.0	22.7	23.9	24	6.0	121.2

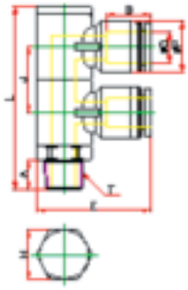

PHL-G(2): Racor Instantáneo “Codo Banjo” Doble Cilídrico Or.

MODELO	D	P	T	L	E	A	B	J	H	Orificio	PESO
PHL04-G01(2)	4	10.5	R 1/8	51.9	31.2	8.0	16.2	17.9	14	3.0	35.6
PHL04-G02(2)	4	10.5	R 1/4	62.9	34.6	10.0	16.2	21.9	17	3.2	54.6
PHL04-G03(2)	4	10.5	R 3/8	64.9	38.4	11.0	16.2	21.9	21	3.2	81.6
PHL06-G01(2)	6	12.5	R 1/8	51.9	31.9	8.0	17.0	17.9	14	3.0	36.4
PHL06-G02(2)	6	12.5	R 1/4	62.9	35.3	10.0	17.0	21.9	17	4.0	55.4
PHL06-G03(2)	6	12.5	R 3/8	64.9	39.1	11.0	17.0	21.9	21	5.0	82.4
PHL08-G01(2)	8	14.5	R 1/8	51.9	33.8	8.0	19.1	17.9	14	3.0	38.4
PHL08-G02(2)	8	14.5	R 1/4	62.9	37.1	10.0	19.1	21.9	17	4.0	57.4
PHL08-G03(2)	8	14.5	R 3/8	64.9	40.9	11.0	19.1	21.9	21	5.0	82.4
PHL08-G04(2)	8	14.5	R 1/2	73.8	44.0	14.0	19.1	23.9	24	6.0	118.4
PHL10-G02(2)	10	17.5	R 1/4	62.9	39.0	10.0	20.2	21.9	17	4.0	58.4
PHL10-G03(2)	10	17.5	R 3/8	64.9	43.1	11.0	20.2	21.9	21	5.0	83.4
PHL10-G04(2)	10	17.5	R 1/2	73.8	46.4	14.0	20.2	23.9	24	6.0	19.4
PHL12-G02(2)	12	20.5	R 1/4	62.9	42.3	10.0	22.7	21.9	17	4.0	60.2
PHL12-G03(2)	12	20.5	R 3/8	64.9	46.3	11.0	22.7	21.9	21	5.0	85.2
PHL12-G04(2)	12	20.5	R 1/2	73.8	50.2	14.0	22.7	23.9	24	6.0	121.2

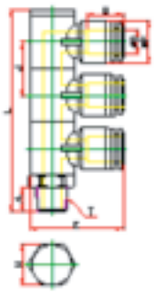

PHL (3): Racor Instantáneo “Codo Banjo” Triple Cónico Or.

MODELO	D	P	T	L	E	A	B	J	H	Orificio	PESO
PHL04-01(3)	4	10.5	R 1/8	69.8	31.2	8.0	16.2	17.9	14	3.0	44,4
PHL04-02(3)	4	10.5	R 1/4	84.8	34.6	10.0	16.2	21.9	17	3.2	68.4
PHL04-03(3)	4	10.5	R 3/8	86.8	38.4	11.0	16.2	21.9	21	3.2	101,4
PHL04-04(3)	4	10.5	R 1/2	97.7	42.0	14.0	16.2	23.9	24	3.2	145.4
PHL06-01(3)	6	12.5	R 1/8	69.8	31.9	8.0	17.0	17.9	14	3.0	45,1
PHL06-02(3)	6	12.5	R 1/4	84.8	35.3	10.0	17.0	21.9	17	4.0	69,1
PHL06-03(3)	6	12.5	R 3/8	86.8	39.1	11.0	17.0	21.9	21	5.0	52.1
PHL06-04(3)	6	12.5	R 1/2	97.7	42.2	14.0	17.0	23.9	24	5.0	59.1
PHL08-01(3)	8	14.5	R 1/8	69.8	33.8	8.0	19.1	17.9	14	3.0	57.1
PHL08-02(3)	8	14.5	R 1/4	84.8	37.1	10.0	19.1	21.9	17	4.0	60.1
PHL08-03(3)	8	14.5	R 3/8	86.8	40.9	11.0	19.1	21.9	21	5.0	65.1
PHL08-04(3)	8	14.5	R 1/2	97.7	44.0	14.0	19.1	23.9	24	6.0	85.1
PHL10-01(3)	10	17.5	R 1/8	69.8	35.7	8.0	20.2	17.9	14	3.0	101.6
PHL10-02(3)	10	17.5	R 1/4	84.8	39.0	10.0	20.2	21.9	17	4.0	105.6
PHL10-03(3)	10	17.5	R 3/8	86.8	43.1	11.0	20.2	21.9	21	5.0	112.6
PHL10-04(3)	10	17.5	R 1/2	97.7	46.4	14.0	20.2	23.9	24	6.0	119.6
PHL12-02(3)	12	20.5	R 1/4	84.8	42.3	10.0	22.7	21.9	17	4.0	179.6
PHL12-03(3)	12	20.5	R 3/8	86.8	46.3	11.0	22.7	21.9	21	5.0	185.6
PHL12-04(3)	12	20.5	R 1/2	97.7	50.2	14.0	22.7	23.9	24	6.0	193.6

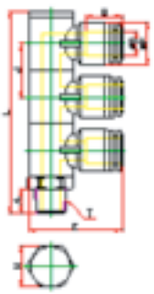

PHL -G(3): Racor Instantáneo “Codo Banjo” Triple Cilíndrico Or.

MODELO	D	P	T	L	E	A	B	J	H	Orificio	PESO
PHL04-G01(3)	4	10.5	G 1/8	67.8	31.2	5.0	16.2	17.9	14	3.0	44.4
PHL04-G02(3)	4	10.5	G 1/4	82.8	34.6	6.5	16.2	21.9	17	3.2	68.4
PHL04-G03(3)	4	10.5	G 3/8	83.8	38.4	6.5	16.2	21.9	21	3.2	101.4
PHL04-G04(3)	4	10.5	G 1/2	93.2	42.0	8.0	16.2	23.9	24	3.2	145.4
PHL06-G01(3)	6	12.5	G 1/8	67.8	31.9	5.0	17.0	17.9	14	3.0	45.1
PHL06-G02(3)	6	12.5	G 1/4	82.8	35.3	6.5	17.0	21.9	17	4.0	69.1
PHL06-G03(3)	6	12.5	G 3/8	83.8	39.1	6.5	17.0	21.9	21	5.0	102.1
PHL06-G04(3)	6	12.5	G 1/2	93.2	42.2	8.0	17.0	23.9	24	5.0	146.1
PHL08-G01(3)	8	14.5	G 1/8	67.8	33.8	5.0	19.1	17.9	14	3.0	46.1
PHL08-G02(3)	8	14.5	G 1/4	82.8	37.1	6.5	19.1	21.9	17	4.0	70.1
PHL08-G03(3)	8	14.5	G 3/8	83.8	40.9	6.5	19.1	21.9	21	5.0	103.1
PHL08-G04(3)	8	14.5	G 1/2	93.2	44.0	8.0	19.1	23.9	24	6.0	147.1
PHL10-G01(3)	10	17.5	G 1/8	67.8	35.7	5.0	20.2	17.9	14	3.0	46.6
PHL10-G02(3)	10	17.5	G 1/4	82.8	39.0	6.5	20.2	21.9	17	4.0	70.6
PHL10-G03(3)	10	17.5	G 3/8	83.8	43.1	6.5	20.2	21.9	21	5.0	103.6
PHL10-G04(3)	10	17.5	G 1/2	93.2	46.4	8.0	20.2	23.9	24	6.0	147.6
PHL12-G02(3)	12	20.5	G 1/4	82.8	42.3	6.5	22.7	21.9	17	4.0	72.3
PHL12-G03(3)	12	20.5	G 3/8	83.8	46.3	6.5	22.7	21.9	21	5.0	105.3
PHL12-G04(3)	12	20.5	G 1/2	93.2	50.2	8.0	22.7	23.9	24	6.0	149.3

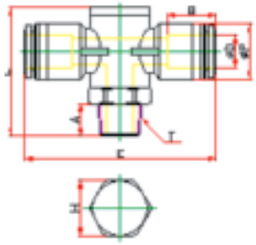

PHT (1): Racor Instantáneo “TE” simple banjo Cónico Or.

MODELO	D	P	T	L	E	A	B	H	Orificio	PESO
PHT04-01(1)	4	10.5	R 1/8	33.9	46.9	8.0	16.2	14	3.0	24.6
PHT04-02(1)	4	10.5	R 1/4	40.9	50.6	10.0	16.2	17	3.2	41.6
PHT06-01(1)	6	12.5	R 1/8	33.9	48.3	8.0	17.0	14	3.0	26.4
PHT06-02(1)	6	12.5	R 1/4	40.9	52.0	10.0	17.0	17	4.0	42.4
PHT06-03(1)	6	12.5	R 3/8	42.9	55.8	11.0	17.0	21	5.0	66.4
PHT08-01(1)	8	14.5	R 1/8	33.9	52.1	8.0	19.1	14	3.0	28.4
PHT08-02(1)	8	14.5	R 1/4	40.9	55.6	10.1	19.1	17	4.0	44.4
PHT08-03(1)	8	14.5	R 3/8	42.9	59.4	11.0	19.1	21	5.0	68.4
PHT08-04(1)	8	14.5	R 1/2	49.8	62.3	14.0	19.1	24	6.0	98.4
PHT10-02(1)	10	17.5	R 1/4	40.9	59.5	10.0	20.2	17	4.0	47.4
PHT10-03(1)	10	17.5	R 3/8	42.9	63.7	11.0	20.2	21	5.0	72.4
PHT10-04(1)	10	17.5	R 1/2	49.8	67.2	14.0	20.2	24	6.0	102.4
PHT12-02(1)	12	20.5	R 1/4	40.9	66.0	10.0	22.7	17	4.0	59.2
PHT12-03(1)	12	20.5	R 3/8	42.9	70.2	11.0	22.7	21	5.0	79.2
PHT12-04(1)	12	20.5	R 1/2	49.8	74.7	14.0	22.7	24	6.0	109.2

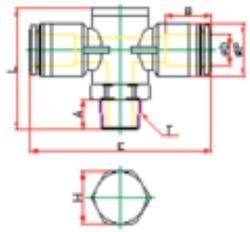

PHT-G (1): Racor Instantáneo “TE” simple banjo Cilíndrico Or.

MODELO	D	P	T	L	E	A	B	H	Orificio	PESO
PHT04-G01(1)	4	10.5	G 1/8	31.9	46.9	5.0	16.2	14	3.0	23.6
PHT04-G02(1)	4	10.5	G 1/4	38.9	50.6	6.5	16.2	17	3.2	36.6
PHT06-G01(1)	6	12.5	G 1/8	31.9	48.3	5.0	17.0	14	3.0	23.4
PHT06-G02(1)	6	12.5	G 1/4	38.9	52.0	6.5	17.0	17	4.0	36.4
PHT06-G03(1)	6	12.5	G 3/8	39.9	55.8	6.5	17.0	21	5.0	57.4
PHT08-G01(1)	8	14.5	G 1/8	31.9	52.1	5.0	19.1	14	3.0	24.4
PHT08-G02(1)	8	14.5	G 1/4	38.9	55.6	6.5	19.1	17	4.0	37.4
PHT08-G03(1)	8	14.5	G 3/8	39.9	59.4	6.5	19.1	21	5.0	58.4
PHT08-G04(1)	8	14.5	G 1/2	45.3	62.3	8.0	19.1	24	6.0	84.4
PHT10-G02(1)	10	17.5	G 1/4	38.9	59.5	6.5	20.2	17	4.0	38.4
PHT10-G03(1)	10	17.5	G 3/8	39.9	63.7	6.5	20.2	21	5.0	59.4
PHT10-G04(1)	10	17.5	G 1/2	45.3	67.2	8.0	20.2	24	6.0	85.4
PHT12-G02(1)	12	20.5	G 1/4	38.9	66.0	6.5	22.7	17	4.0	41.2
PHT12-G03(1)	12	20.5	G 3/8	39.9	70.2	6.5	22.7	21	5.0	62.2
PHT12-G04(1)	12	20.5	G 1/2	45.3	74.7	8.0	22.7	24	6.0	88.2

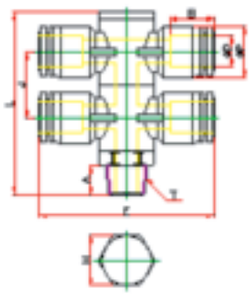

PHT (2) : Racor Instantáneo “TE” doble banjo Cónico Or.

MODELO	D	P	T	L	E	A	B	J	H	Orificio	PESO
PHT04-01(2)	4	10.5	R 1/8	51.9	46.9	8.0	16.2	17.9	14	3.0	39.2
PHT04-02(2)	4	10.5	R 1/4	62.9	50.6	10.0	16.2	21.9	17	3.2	62.2
PHT04-03(2)	4	10.5	R 3/8	64.9	54.4	11.0	16.2	21.9	21	3.2	93.2
PHT06-01(2)	6	12.5	R 1/8	51.9	48.3	8.0	17.0	17.9	14	3.0	41.8
PHT06-02(2)	6	12.5	R 1/4	62.9	52.0	10.0	17.0	21.9	17	4.0	64.8
PHT06-03(2)	6	12.5	R 3/8	64.9	55.8	11.0	17.0	21.9	21	5.0	94.8
PHT08-01(2)	8	14.5	R 1/8	51.9	52.1	8.0	19.1	17.9	14	3.0	44.8
PHT08-02(2)	8	14.5	R 1/4	62.9	55.6	10.0	19.1	21.9	17	4.0	67.8
PHT08-03(2)	8	14.5	R 3/8	64.9	59.4	11.0	19.1	21.9	21	5.0	96.8
PHT08-04(2)	8	14.5	R 1/2	73.8	62.3	14.0	19.1	23.9	24	6.0	138.8
PHT10-02(2)	10	17.5	R 1/4	62.9	59.5	10.0	20.2	21.9	21	5.0	69.8
PHT10-03(2)	10	17.5	R 3/8	64.9	63.7	11.0	20.2	21.9	21	5.0	99.8
PHT10-04(2)	10	17.5	R 1/2	73.8	67.2	14.0	20.2	23.9	24	6.0	144.8
PHT12-02(2)	12	20.5	R 1/4	62.9	66.0	10.0	22.7	21.9	17	4.0	74.4
PHT12-03(2)	12	20.5	R 3/8	64.9	70.2	11.0	22.7	21.9	21	5.0	116.4
PHT12-04(2)	12	20.5	R 1/2	73.8	74.7	14.0	22.7	23.9	24	6.0	158.4

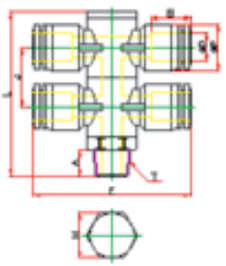

PHT-G (2) : Racor Instantáneo “TE” doble banjo Cilíndrico Or.

MODELO	D	P	T	L	E	A	B	J	H	Orificio	PESO
PHT04-G01(2)	4	10.5	G 1/8	49.9	46.9	5.0	16.2	17.9	14	3.0	37.2
PHT04-G02(2)	4	10.5	G 1/4	60.9	50.6	6.5	16.2	21.9	17	3.2	56.2
PHT06-G01(2)	6	12.5	G 1/8	49.9	48.3	5.0	17.0	17.9	14	3.0	37.8
PHT06-G02(2)	6	12.5	G 1/4	60.9	52.0	6.5	17.0	21.9	17	4.0	56.8
PHT06-G03(2)	6	12.5	G 3/8	61.9	55.8	6.5	17.0	21.9	21	5.0	83.8
PHT08-G01(2)	8	14.5	G 1/8	49.9	52.1	5.0	19.1	17.9	14	3.0	39.8
PHT08-G02(2)	8	14.5	G 1/4	60.9	55.6	6.5	19.1	21.9	17	4.0	58.8
PHT08-G03(2)	8	14.5	G 3/8	61.9	59.4	6.5	19.1	21.9	21	5.0	63.8
PHT08-G04(2)	8	14.5	G 1/2	69.3	62.3	8.0	19.1	23.9	24	6.0	119.8
PHT10-G02(2)	10	17.5	G 1/4	60.9	59.5	6.5	20.2	21.9	17	4.0	58.8
PHT10-G03(2)	10	17.5	G 3/8	61.9	63.7	6.5	20.2	21.9	21	5.0	83.8
PHT10-G04(2)	10	17.5	G 1/2	69.3	67.2	8.0	20.2	23.9	24	6.0	119.8
PHT12-G02(2)	12	20.5	G 1/4	60.9	66.0	6.5	22.7	21.9	17	4.0	60.4
PHT12-G03(2)	12	20.5	G 3/8	61.9	70.2	6.5	22.7	21.9	21	5.0	85.4
PHT12-G04(2)	12	20.5	G 1/2	69.3	74.7	8.0	22.7	23.9	24	6.0	121.4

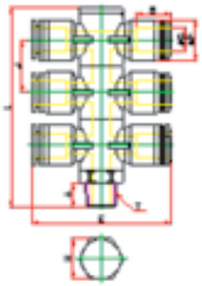

PHT (3) : Racor Instantáneo Cónico “TE” Triple Banjo

MODELO	D	P	T	L	E	A	B	H1	H2	Orificio	PESO
PHT04-01(3)	4	10.5	R 1/8	69.8	46.9	8.0	16.2	17.9	14	3.0	50.8
PHT04-02(3)	4	10.5	R 1/4	84.8	50.6	10.0	16.2	21.9	17	3.2	81.8
PHT04-03(3)	4	10.5	R 3/8	86.8	54.4	11.0	16.2	21.9	21	3.2	121.8
PHT06-01(3)	6	12.5	R 1/8	69.8	48.3	8.0	17.0	17.9	14	3.0	55.2
PHT06-02(3)	6	12.5	R 1/4	84.8	52.0	10.0	17.0	21.9	17	4.0	86.2
PHT06-03(3)	6	12.5	R 3/8	86.8	55.8	11.0	17.0	21.9	21	5.0	125.2
PHT06-04(3)	6	12.5	R 1/2	97.7	58.7	14.0	17.0	23.9	24	5.0	173.2
PHT08-01(3)	8	14.5	R 1/8	69.8	52.1	8.0	19.1	17.9	14	3.0	62.2
PHT08-02(3)	8	14.5	R 1/4	84.8	55.6	10.1	19.1	21.9	17	4.0	89.2
PHT08-03(3)	8	14.5	R 3/8	86.8	59.4	11.0	19.1	21.9	21	5.0	129.8
PHT08-04(3)	8	14.5	R 1/2	97.7	62.3	14.0	19.1	23.9	24	6.0	178.8
PHT10-01(3)	10	17.5	R 1/8	69.8	56.0	8.0	20.2	17.9	14	3.0	67.2
PHT10-02(3)	10	17.5	R 1/4	84.8	59.5	10.0	20.2	21.9	17	4.0	101.2
PHT10-03(3)	10	17.5	R 3/8	86.8	63.7	11.0	20.2	21.9	21	5.0	137.2
PHT10-04(3)	10	17.5	R 1/2	97.7	67.2	14.0	20.2	23.9	24	6.0	186.2
PHT12-02(3)	12	20.5	R 1/4	84.8	66.0	10.0	22.7	21.9	17	4.0	212.6
PHT12-03(3)	12	20.5	R 3/8	86.8	70.2	11.0	22.7	21.9	21	5.0	154.6
PHT12-04(3)	12	20.5	R 1/2	97.7	74.7	14.0	22.7	23.9	24	6.0	204.6

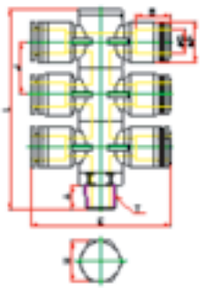

PHT-G (3) : Racor Instantáneo Cilíndrico “TE” Triple Banjo

MODELO	D	P	T	L	E	A	B	J	H	Orificio	PESO
PHT04-G01(3)	4	10.5	G 1/8	67.8	46.9	5.0	16.2	17.9	14	3.0	45.8
PHT04-G02(3)	4	10.5	G 1/4	82.8	50.6	6.5	16.2	21.9	17	3.2	69.8
PHT04-G03(3)	4	10.5	G 3/8	83.8	54.4	6.5	16.2	21.9	21	3.2	102.8
PHT06-G01(3)	6	12.5	G 1/8	67.8	48.3	5.0	17.0	17.9	14	3.0	46.2
PHT06-G02(3)	6	12.5	G 1/4	82.8	52.0	6.5	17.0	21.9	17	4.0	70.2
PHT06-G03(3)	6	12.5	G 3/8	83.8	55.8	6.5	17.0	21.9	21	5.0	103.2
PHT06-G04(3)	6	12.5	G 1/2	93.2	58.7	8.0	17.0	23.9	24	5.0	147.2
PHT08-G01(3)	8	14.5	G 1/8	67.8	52.1	5.0	19.1	17.9	14	3.0	47.2
PHT08-G02(3)	8	14.5	G 1/4	82.8	55.6	6.5	19.1	21.9	17	4.0	69.2
PHT08-G03(3)	8	14.5	G 3/8	83.8	59.4	6.5	19.1	21.9	21	5.0	104.2
PHT08-G04(3)	8	14.5	G 1/2	93.2	62.3	8.0	19.1	23.9	24	6.0	148.2
PHT10-G01(3)	10	17.5	G 1/8	67.8	56.0	5.0	20.2	17.9	14	3.0	46.2
PHT10-G02(3)	10	17.5	G 1/4	82.8	59.5	6.5	20.2	21.9	17	4.0	70.2
PHT10-G03(3)	10	17.5	G 3/8	83.8	63.7	6.5	20.2	21.9	21	5.0	103.2
PHT10-G04(3)	10	17.5	G 1/2	93.2	67.2	8.0	20.2	23.9	24	6.0	147.2
PHT12-G02(3)	12	20.5	G 1/4	82.8	66.0	6.5	22.7	21.9	17	4.0	71.6
PHT12-G03(3)	12	20.5	G 3/8	83.8	70.2	6.5	22.7	21.9	21	5.0	104.6
PHT12-G04(3)	12	20.5	G 1/2	93.2	74.7	8.0	22.7	23.9	24	6.0	148.6

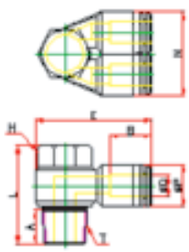

PA: Racor Instantáneo Cónico Codo “Y” Banjo

MODELO	D	P	T	L	N	E	A	B	H	Orificio	PESO
PA04-M5	4	10.5	M5*0.8p	18.2	21.0	25.1	3.6	16.3	8	1.5	7.8
PA06-01	6	12.5	R 1/8	25.0	25.0	31.2	8.0	17.6	11	3.0	15.7
PA08-02	8	14.8	R 1/4	28.8	29.6	36.8	10.0	18.7	15	4.5	26.7
PA10-02	10	17.5	R 1/4	28.8	35.0	38.8	10.0	19.6	15	4.5	29.2
PA10-03	10	17.5	R 3/8	32.7	35.0	42.2	11.0	19.6	19	4.3	46.2
PA12-03	12	20.5	R 3/8	32.7	41.0	45.9	11.0	21.9	19	4.3	54.1
PA12-04	12	20.5	R 1/2	39.4	41.0	50.1	14.0	21.9	24	6.0	74.1

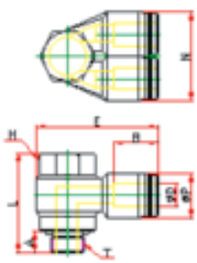

PA-G: Racor Instantáneo Cilíndrico Codo “Y” Banjo

MODELO	D	P	T	L	N	E	A	B	H	Orificio	PESO
PA06-G01	6	12.5	G 1/8	23.5	25.0	33.5	4.5	17.6	8	3.0	15.7
PA08-G02	8	14.8	G 1/4	28.0	29.0	38.3	6.0	18.7	12	4.5	25.7
PA10-G02	10	17.5	G 1/4	28.0	35.0	39.5	6.0	19.6	12	4.5	27.2
PA10-G03	10	17.5	G 3/8	32.5	35.0	42.5	6.0	19.6	14	6.0	50.2
PA12-G03	12	20.5	G 3/8	32.5	41.0	44.8	6.0	21.9	14	6.0	53.1
PA12-G04	12	20.5	G 1/2	34.0	41.0	50.3	7.5	21.9	19	8.0	73.1

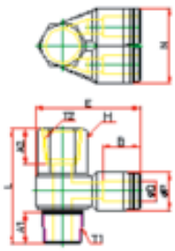

PAF: Racor Instantáneo "Y" Tubo Rosca Cónica Or.

MODELO	D	P	T1	T2	L	N	E	A1	A2	B	H	Orif.	PESO
PAF04-M5	4	10.5	M5*0.8p	M5*0.8p	20.0	21.0	25.1	3.6	7.0	16.3	8	1.5	7.8
PAF06-01	6	12.5	R 1/8	R 1/8	30.2	25.0	31.2	8.0	8.0	17.6	14	3.0	20.7
PAF08-02	8	14.8	R 1/4	R 1/4	35.5	29.6	36.8	10.0	10.0	18.7	17	4.0	31.7
RAF10-02	10	17.5	R 1/4	R 1/4	35.5	35.0	38.8	10.0	10.0	19.6	17	4.0	33.2
PAF10-03	10	17.5	R 3/8	R 3/8	41.2	35.0	42.2	11.0	11.0	19.6	21	5.0	57.2
PAF12-03	12	20.5	R 3/8	R 3/8	41.2	41.0	45.9	11.0	11.0	21.9	21	5.0	67.1
PAF12-04	12	20.5	R 1/2	R 1/2	50.0	41.0	50.1	14.0	14.0	21.9	24	6.0	90.1

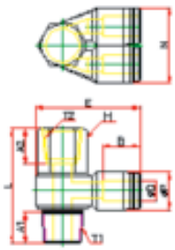

PAF-G: Racor Instantáneo "Y" Tubo Rosca Cilíndrica Or.

MODELO	D	P	T1	T2	L	N	E	A1	A2	B	H	Orif.	PESO
PAF06-G01	6	12.5	R 1/8	R 1/8	30.2	25.0	31.2	8.0	8.0	17.6	14	3.0	20.7
PAF08-G02	8	14.8	R 1/4	R 1/4	35.5	29.6	36.8	10.0	10.0	18.7	17	4.0	31.7
RAF10-G02	10	17.5	R 1/4	R 1/4	35.5	35.0	38.8	10.0	10.0	19.6	17	4.0	33.2
PAF10-G03	10	17.5	R 3/8	R 3/8	41.2	35.0	42.2	11.0	11.0	19.6	21	5.0	57.2
PAF12-G03	12	20.5	R 3/8	R 3/8	41.2	41.0	45.9	11.0	11.0	21.9	21	5.0	67.1
PAF12-G04	12	20.5	R 1/2	R 1/2	50.0	41.0	50.1	14.0	14.0	21.9	24	6.0	90.1

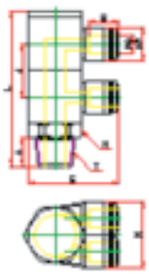

PAT (2) : Racor Instantáneo "Y" Tubo Rosca Cilíndrica Or.

MODELO	D	P	T	L	N	E	A	B	J	H	Orificio	PESO
PAT04-01(2)	4	10.5	R 1/8	51.9	21.0	31.2	8.0	16.2	17.9	14	3.0 35.6	
PAT04-02(2)	4	10.5	R 1/4	62.9	21.0	34.6	10.0	16.2	21.9	17	3.2 54.6	
PAT06-01(2)	6	12.5	R 1/8	51.9	25.0	31.9	8.0	17.0	17.9	14	3.0 36.4	
PAT06-02(2)	6	12.5	R 1/4	62.9	25.0	35.3	10.0	17.0	21.9	17	4.0 55.4	
PAT06-03(2)	6	12.5	R 3/8	64.9	25.0	39.1	11.0	17.0	21.9	21	5.0 82.4	
PAT08-02(2)	8	14.5	R 1/4	62.9	29.0	37.1	10.0	19.1	21.9	17	4.0 57.4	
PAT08-03(2)	8	14.5	R 3/8	64.9	29.0	40.9	11.0	19.1	21.9	21	5.0 82.4	
PAT08-04(2)	8	14.5	R 1/2	73.8	29.0	44.6	14.0	19.1	23.9	24	6.0 118.4	
PAT10-02(2)	10	17.5	R 1/4	62.9	35.0	39.0	10.0	20.2	21.9	17	4.0 58.4	
PAT10-03(2)	10	17.5	R 3/8	64.9	35.0	43.1	11.0	20.2	21.9	21	5.0 83.4	
PAT10-04(2)	10	17.5	R 1/2	73.8	35.0	47.0	14.0	20.2	23.9	24	6.0	119.4
PAT12-03(2)	12	20.5	R 3/8	64.9	41.0	46.3	11.0	22.7	21.9	21	5.0 85.2	
PAT12-04(2)	12	20.5	R 1/2	73.8	41.0	50.8	14.0	22.7	23.9	24	6.0 121.2	

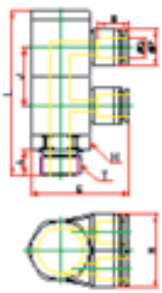

PAT-G (2) : Racor Instantáneo "Y" Tubo Rosca Cilíndrica Or.

MODELO	D	P	T	L	N	E	A	B	J	H	Orif.	PESO
PAT04-01(2)	4	10.5	R 1/8	51.9	21.0	31.2	8.0	16.2	17.9	14	3.0	35.6
PAT04-02(2)	4	10.5	R 1/4	62.9	21.0	34.6	10.0	16.2	21.9	17	3.2	54.6
PAT06-01(2)	6	12.5	R 1/8	51.9	25.0	31.9	8.0	17.0	17.9	14	3.0	36.4
PAT06-02(2)	6	12.5	R 1/4	62.9	25.0	35.3	10.0	17.0	21.9	17	4.0	55.4
PAT06-03(2)	6	12.5	R 3/8	64.9	25.0	39.1	11.0	17.0	21.9	21	5.0	82.4
PAT08-02(2)	8	14.5	R 1/4	62.9	29.0	37.1	10.0	19.1	21.9	17	4.0	57.4
PAT08-03(2)	8	14.5	R 3/8	64.9	29.0	40.9	11.0	19.1	21.9	21	5.0	82.4
PAT08-04(2)	8	14.5	R 1/2	73.8	29.0	44.6	14.0	19.1	23.9	24	6.0	118.4
PAT10-02(2)	10	17.5	R 1/4	62.9	35.0	39.0	10.0	20.2	21.9	17	4.0	58.4
PAT10-03(2)	10	17.5	R 3/8	64.9	35.0	43.1	11.0	20.2	21.9	21	5.0	83.4
PAT10-04(2)	10	17.5	R 1/2	73.8	35.0	47.0	14.0	20.2	23.9	24	6.0	119.4
PAT12-03(2)	12	20.5	R 3/8	64.9	41.0	46.3	11.0	22.7	21.9	21	5.0	85.2
PAT12-04(2)	12	20.5	R 1/2	73.8	41.0	50.8	14.0	22.7	23.9	24	6.0	121.2

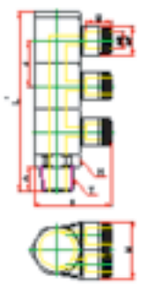

PAT (3) : Racor Instantáneo "Y" Tubo Rosca Cilíndrica Or.

MODELO	D	P	T	L	N	E	A	B	J	H	Orificio	PESO
PAT04-01(3)	4	10.5	R 1/8	69.8	21.0	31.2	8.0	16.2	17.9	14	3.0	36.4
PAT04-02(3)	4	10.5	R 1/4	84.8	21.0	34.6	10.0	16.2	21.9	17	3.2	39.4
PAT06-01(3)	6	12.5	R 1/8	69.8	25.0	31.9	8.0	17.0	17.9	14	3.0	39.1
PAT06-02(3)	6	12.5	R 1/4	84.8	25.0	35.3	10.0	17.0	21.9	17	4.0	42.1
PAT06-03(3)	6	12.5	R 3/8	86.8	25.0	39.1	11.0	17.0	21.9	21	5.0	52.1
PAT08-02(3)	8	14.5	R 1/4	84.8	29.0	37.1	10.0	19.1	21.9	17	4.0	60.1
PAT08-03(3)	8	14.5	R 3/8	86.8	29.0	40.9	11.0	19.1	21.9	21	5.0	65.1
PAT08-04(3)	8	14.5	R 1/2	97.7	29.0	44.6	14.0	19.1	23.9	24	6.0	85.1
PAT10-02(3)	10	17.5	R 1/4	84.8	35.0	39.0	10.0	20.2	21.9	17	4.0	105.6
PAT10-03(3)	10	17.5	R 3/8	86.8	35.0	43.1	11.0	20.2	21.9	21	5.0	112.6
PAT10-04(3)	10	17.5	R 1/2	97.7	35.0	47.0	14.0	20.2	23.9	24	6.0	119.6
PAT12-03(3)	12	20.5	R 3/8	86.8	41.0	46.3	11.0	22.7	21.9	21	5.0	185.6
PAT12-04(3)	12	20.5	R 1/2	97.7	41.0	50.8	14.0	22.7	23.9	24	6.0	193.6

Triple Branch A

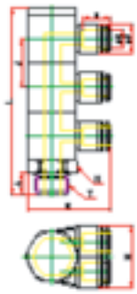

PAT -G(3): Racor Instantáneo "Y" Triple Doble Banjo Macho Cilíndrico Or.

MODELO	D	P	T	L	N	E	A	B	J	H	Orificio	PESO
PAT04-G01(3)	4	10.5	G 1/8	67.8	21.0	31.2	5.0	16.2	17.9	14	3.0	44.4
PAT04-G02(3)	4	10.5	G 1/4	82.8	21.0	34.6	6.5	16.2	21.9	17	3.2	68.4
PAT04-G03(3)	4	10.5	G 3/8	83.8	21.0	38.4	6.5	16.2	21.9	21	3.2	101.4
PAT06-G01(3)	6	12.5	G 1/8	67.8	25.0	31.9	5.0	17.0	17.9	14	3.0	45.1
PAT06-G02(3)	6	12.5	G 1/4	82.8	25.0	35.3	6.5	17.0	21.9	17	4.0	69.1
PAT06-G03(3)	6	12.5	G 3/8	83.8	25.0	39.1	6.5	17.0	21.9	21	5.0	102.1
PAT08-G01(3)	8	14.5	G 1/8	67.8	29.0	33.8	5.0	19.1	17.9	14	3.0	46.1
PAT08-G02(3)	8	14.5	G 1/4	82.8	29.0	37.1	6.5	19.1	21.9	17	4.0	70.1
PAT08-G03(3)	8	14.5	G 3/8	83.8	29.0	40.9	6.5	19.1	21.9	21	5.0	103.1
PAT08-G04(3)	8	14.5	G 1/2	93.2	29.0	44.6	8.0	19.1	23.9	24	6.0	147.1
PAT10-G02(3)	10	17.5	G 1/4	82.8	35.0	39.0	6.5	20.2	21.9	17	4.0	70.6
PAT10-G03(3)	10	17.5	G 3/8	83.8	35.0	43.1	6.5	20.2	21.9	21	5.0	103.6
PAT10-G04(3)	10	17.5	G 1/2	93.2	35.0	47.0	8.0	20.2	23.9	24	6.0	147.6
PAT12-G02(3)	12	20.5	G 1/4	82.8	41.0	42.3	6.5	22.7	21.9	17	4.0	72.3
PAT12-G03(3)	12	20.5	G 3/8	83.8	41.0	46.3	6.5	22.7	21.9	21	5.0	105.3
PAT12-G04(3)	12	20.5	G 1/2	93.2	41.0	50.8	8.0	22.7	23.9	24	6.0	149.3

Union Straight

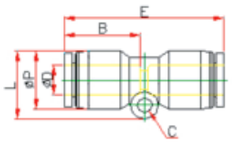

PUC : Racor Instantáneo Unión

MODELO	D	P	L	E	C	B	Orificio	PESO
PUC04	4	10.5	12.8	34.6	3.3	16.3	3.0	3.6
PUC06	6	12.5	14.8	36.8	3.3	17.6	4.0	7.4
PUC08	8	14.8	19.9	39.4	4.3	18.7	6.5	8.4
PUC10	10	17.5	20.0	43.2	4.3	19.6	8.0	11.4
PUC12	12	20.5	23.3	47.8	4.3	21.9	10.0	16.2
PUC16	16	25.5	25.5	51.1	4.3	24.0	13.0	31.0


Union Elbow

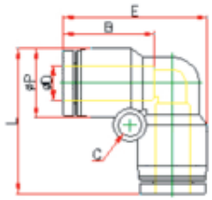

PUL : Racor Instantáneo Codo Unión

MODELO	D	P	L	E	C	B	Orificio	PESO
PUL04	4	10.5	24.2	24.2	3.3	16.3	3.0	4.6
PUL06	6	12.5	27.5	27.5	3.3	17.6	5.0	5.4
PUL08	8	14.8	30.7	30.7	4.3	18.7	7.0	8.4
PUL10	10	17.5	34.1	34.1	4.3	19.6	8.0	11.4
PUL12	12	20.5	39.9	39.9	4.3	21.9	10.0	19.2
PUL16	16	25.5	46.7	46.7	4.3	24.0	13.0	38.0

Union Tee

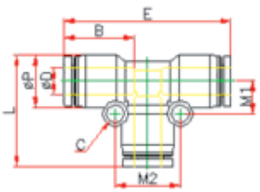

PUT : Racor Instantáneo "TE" Unión

MODELO	D	P	L	E	C	B	M1	M2	Orificio	PESO
PUT04	4	10.5	24.2	36.6	3.3	16.3	6.4	12.8	2.6	9.4
PUT06	6	12.5	27.5	41.8	3.3	17.6	7.7	15.4	5.0	10.1
PUT08	8	14.8	30.7	44.9	4.3	18.7	8.9	17.8	6.5	12.1
PUT10	10	17.5	34.1	48.2	4.3	19.6	10.9	21.8	8.0	15.6
PUT12	12	20.5	39.9	56.8	4.3	21.9	12.4	24.8	10.0	26.3
PUT16	16	25.5	47.2	68.2	4.3	24.0	15.9	31.8	13.0	52.0

Union Y

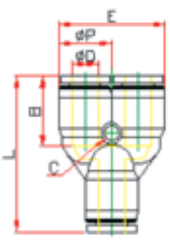

PY : Racor Instantáneo "Y" Unión

MODELO	D	P	L	E	C	B	Orificio	PESO
PY04	4	10.5	37.1	21.0	3.3	16.3	3.0	6.4
PY06	6	12.5	40.2	25.0	3.3	17.6	5.2	9.1
PY08	8	14.8	43.4	29.0	4.3	18.7	6.8	12.1
PY10	10	17.5	47.7	35.0	4.3	19.6	8.0	17.6
PY12	12	20.5	53.3	41.0	4.3	21.9	10.3	28.3

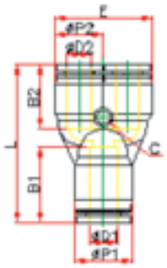

PW: Racor Instantáneo "Y" Reducción

MODELO	D1	D2	P1	P2	L	E	C	B	B2	Orificio	PESO
PW0604	6	4	12.5	10.5	37.9	21.0	3.3	17.6	16.3	3.4	7.3
PW0804	8	4	14.8	10.5	39.7	21.0	3.3	18.7	16.3	3.7	9.3
PW0806	8	6	14.8	12.5	41.3	25.0	3.3	18.7	17.6	5.4	10.1
PW1006	10	6	17.5	12.5	43.0	25.0	3.3	19.6	17.6	5.6	12.6
PW1008	10	8	17.5	14.8	43.3	29.6	4.3	19.6	18.7	7.0	14.6
PW1208	12	8	20.5	14.8	47.8	29.6	3.3	21.9	18.7	7.3	16.5
PW1210	12	10	20.5	17.5	46.5	35.0	4.3	21.9	19.6	8.0	21.5

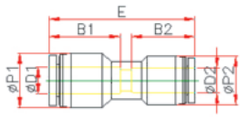

PG : Racor Instantáneo Reducción Recto

MODELO	D1	D2	P1	P2	E	B1	B2	Orificio	PESO
PG0604	6	4	12.5	10.5	36.6	17.6	16.3	3.0	5.5
PG0804	8	4	14.8	10.5	38.7	18.7	16.3	3.2	5.5
PG0806	8	6	14.8	12.5	37.6	18.7	17.6	4.0	7.4
PG1006	10	6	17.5	12.5	39.9	19.6	17.6	5.0	7.9
PG1008	10	8	17.5	14.8	41.0	19.6	18.7	6.5	8.9
PG1208	12	8	20.5	14.8	45.9	21.9	18.7	6.5	11.8
PG1210	12	10	20.5	17.5	44.0	21.9	19.6	8.0	13.3
PG1612	16	12	25.5	20.5	49.7	24.0	21.9	10.0	24.1

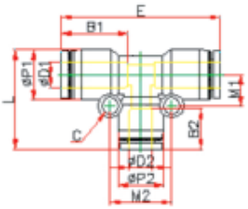

PGT : Racor Instantáneo "TE" Reducción Central

MODELO	D1	D2	P1	P2	L	E	C	B1	B2	M1	M2	Orificio	PESO
PGT0604	6	4	12.5	10.5	25.4	41.6	3.3	17.6	16.3	7.9	13.8	3.0	8.2
PGT0806	8	6	14.8	12.5	29.4	46.1	4.3	18.7	17.6	9.7	17.0	5.0	11.1
PGT1006	10	6	17.5	12.5	31.9	49.2	4.3	19.6	17.6	10.9	16.8	5.0	14.1
PGT1008	10	8	17.5	14.8	33.5	49.2	4.3	19.6	18.7	10.9	18.8	6.5	15.1
PGT1208	12	8	20.5	14.8	35.8	56.0	4.3	21.9	18.7	12.4	18.8	7.0	20.9
PGT1210	12	10	20.5	17.5	37.6	56.0	4.3	21.9	19.6	12.4	21.9	8.0	25.4
PGT1610	16	10	25.5	17.5	43.1	60.8	4.3	24.0	19.6	15.9	22.8	8.0	40.2
PGT1612	16	12	25.5	20.5	45.5	63.7	4.3	24.0	21.9	15.9	25.8	10.0	44.1

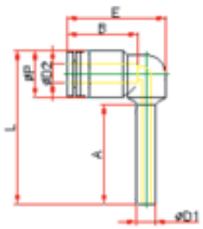

PLJ : Racor Instantáneo Unión Codo Espiga

MODELO	D1	D2	P	L	E	A	B	Orificio	PESO
PLJ04	4	4	10.5	28.4	18.8	22.0	16.3	2.0	2.8
PLJ06	6	6	12.5	31.4	20.3	24.0	17.6	4.0	4.7
PLJ08	8	8	14.8	34.3	23.0	26.0	18.7	6.0	5.7
PLJ10	10	10	17.5	37.9	24.2	28.0	19.6	7.0	8.2
PLJ12	12	12	20.5	41.4	28.0	30.0	21.9	9.0	13.1
PLJ16	16	16	25.5	48.5	32.0	35.0	24.0	12.0	34.0
PLJ06-04	6	4	12.5	43.8	18.8	25.0	17.6	2.0	4.0
PLJ08-06	8	6	14.8	47.8	20.3	26.0	18.7	4.0	6.1
PLJ10-08	10	8	17.5	52.4	23.0	28.0	19.6	6.0	7.7
PLJ12-10	12	10	20.5	56.8	24.2	30.0	21.9	7.0	11.2

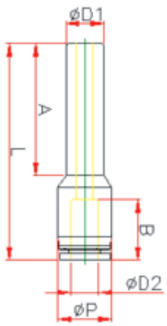

PGJ: Racor Instantáneo Reducción Espiga

MODELO	D1	D2	P	L	A	B	Orificio	PESO
PGJ0604	6	4	10.5	41.0	21.7	16.3	3.0	2.8
PGJ0804	8	4	10.5	42.0	22.7	16.3	3.0	3.8
PGJ0806	8	6	12.5	44.3	23.7	17.6	4.8	4.7
PGJ1006	10	6	12.5	47.3	28.7	17.6	6.0	4.7
PGJ1008	10	8	14.8	49.7	27.7	18.7	6.8	5.7
PGJ1206	12	6	12.5	50.2	33.8	17.6	4.8	5.7
PGJ1208	12	8	14.8	52.5	30.7	18.7	8.0	6.7
PGJ1210	12	10	17.5	56.5	31.2	19.6	8.0	9.2

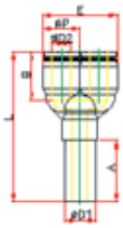

PYJ : Racor Instantáneo "Y" Unión Espiga

MODELO	D1	D2	P	L	E	A	B	Orificio	PESO
PYJ04	4	4	10.5	49.5	21.0	22.0	16.8	2.6	6.6
PYJ06	6	6	12.5	54.7	25.0	24.0	17.6	4.0	8.4
PYJ08	8	8	14.5	59.8	29.0	26.0	18.7	5.6	12.4
PYJ10	10	10	17.5	66.1	35.0	28.0	19.6	7.0	18.4
PYJ12	12	12	20.5	71.6	41.0	30.0	21.9	9.0	24.2

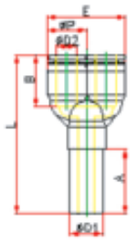

PWJ : Racor Instantáneo "Y" Reducción Espiga

MODELO	D1	D2	P	L	E	A	B	Orificio	PESO
PWJ06-04	6	4	10.5	51.5	21.0	24.0	17.6	4.0	6.6
PWJ08-06	8	6	12.5	56.7	25.0	26.0	18.7	5.6	9.4
PWJ10-08	10	8	14.5	61.8	29.0	28.0	19.6	7.0	12.4
PWJ12-10	12	10	17.5	68.1	35.0	30.0	21.9	9.0	19.4

PIJ : Racor Espiga Unión

MODELO	D	L	Orificio	PESO
PIJ04	4	37.0	2.5	1.0
PIJ06	6	39.0	3.5	1.0
PIJ08	8	41.0	5.0	2.0
PIJ10	10	44.0	7.0	3.0
PIJ12	12	49.0	8.5	4.0
PIJ16	16	53.2	11.8	6.8

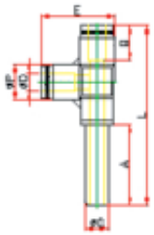

PSJ : Racor Instantáneo "TE" Espiga Lateral

MODELO	C	D	P	L	E	A	B	Orificio	PESO
PSJ04	4	4	10.5	58.2	25.1	24.0	16.8	2.6	6.6
PSJ06	6	6	12.5	62.6	28.1	25.0	17.6	4.0	9.4
PSJ08	8	8	14.8	67.2	30.9	26.0	18.7	5.6	12.4
PSJ10	10	10	17.5	72.9	34.6	28.0	19.6	7.0	17.4
PSJ12	12	12	20.5	81.7	40.3	30.0	21.9	9.0	25.8
PSJ06-04	6	4	10.5	59.2	25.1	25.0	16.8	2.6	6.6
PSJ08-06	8	6	12.5	63.6	28.1	26.0	17.6	4.0	9.4
PSJ10-08	10	8	14.8	69.5	30.9	28.0	18.7	5.6	13.4
PSJ12-10	12	10	17.5	75.1	34.6	30.0	19.6	7.5	27.4

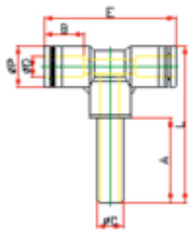

PTJ : Racor Instantáneo "TE" Espiga Central

MODELO	C	D	P	L	E	A	B	Orificio	PESO
PTJ04	4	4	10.5	37.5	37.6	24.0	16.8	2.6	5.6
PTJ06	6	6	12.5	40.5	41.0	25.0	17.6	4.0	8.4
PTJ08	8	8	14.8	43.0	44.4	26.0	18.7	5.6	11.4
PTJ10	10	10	17.5	45.8	47.2	28.0	19.6	7.0	17.4
PTJ12	12	12	20.5	50.9	54.8	30.0	21.9	9.0	23.2
PTJ06-04	6	4	10.5	38.5	37.6	25.0	16.8	2.6	6.6
PTJ08-06	8	6	12.5	41.5	41.0	26.0	17.6	4.0	9.4
PTJ10-08	10	8	14.8	45.3	44.4	28.0	18.7	5.6	12.4
PTJ12-10	12	10	17.5	48.0	47.2	30.0	19.6	7.5	17.4

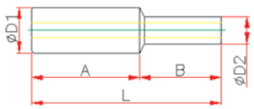

PIG : Racor Espiga Reducción

MODELO	D1	D2	L	A	B	Orificio	PESO
PIG0604	6	4	38.0	20.0	18.0	2.0	1.0
PIG0804	8	4	40.0	21.0	19.0	2.0	1.0
PIG0806	8	6	41.5	21.0	20.5	3.5	2.0
PIG1006	10	6	42.5	22.0	20.5	3.5	2.0
PIG1008	10	8	43.5	22.0	21.5	5.0	3.0
PIG1208	12	8	45.5	24.0	21.5	5.0	3.0
PIG1210	12	10	46.5	24.0	22.5	6.8	3.0
PIG1612	16	12	52.0	27.0	25.0	8.5	6.0

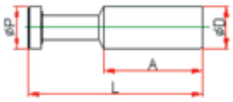

PP : Racor Tapón Macho

MODELO	D	P	L	A	PESO
PP04	4	4	30.0	17.7	1.0
PP06	6	6	34.0	19.4	1.0
PP08	8	8	38.0	21.2	1.0
PP10	10	10	42.0	23.8	2.0
PP12	12	12	46.0	29.5	3.0
PP16	16	16	50.0	30.0	12.0

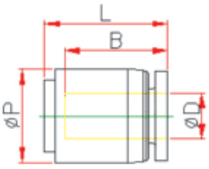

PPF : Racor Instantáneo Tapón Hembra

MODELO	D	P	L	B	PESO
PPF04	4	10.5	18.0	16.8	2.8
PPF06	6	12.5	19.0	17.6	3.8
PPF08	8	14.5	21.0	18.7	3.7
PPF10	10	17.5	23.0	19.6	5.5
PPF12	12	20.5	25.0	21.9	9.3
PPF16	16	25.5	27.5	24.0	17.0

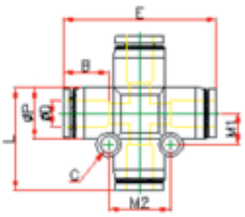

PZA : Racor Instantáneo Cruz Unión

MODELO	D	P	L	E	C	B	M1	M2	Orificio	PESO
PZA04	4	10.5	37.9	36.6	3.3	16.8	6.4	12.8	2.6	8.2
PZA06	6	12.5	42.5	41.8	4.3	17.6	7.5	14.9	4.5	10.8
PZA08	8	14.8	46.8	44.9	4.3	18.7	9.1	18.2	6.0 1	5.8
PZA10	10	17.5	50.5	48.2	4.3	19.6	10.2	20.3	7.4 €	20.8
PZA12	12	20.5	57.2	54.8	4.3	21.9	11.9	23.7	9.0	33.4

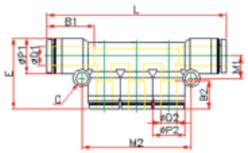

PKG : Racor Instantáneo Distribuidor “TE” 3x2 Reducción

MODELO	D1	D2	P1	P2	L	E	C	B1	B2	M1	M2	Orificio	PESO
PKG0604	6	4	12.5	10.5	63.7	24.2	3.3	17.6	16.3	7.6	34.0	3.0	12.8
PKG0804	8	4	14.8	10.5	65.7	28.5	4.3	18.7	16.3	9.2	34.8	3.0	14.8
PKG0806	8	6	14.8	12.5	71.7	30.0	4.3	18.7	17.6	9.3	41.1	4.0	17.5
PKG1006	10	6	17.5	12.5	78.1	32.0	4.3	19.6	17.6	9.5	41.7	4.0	22.5
PKG1008	10	8	17.5	14.8	83.4	34.5	4.3	19.6	18.7	8.5	47.0	6.5	26.5

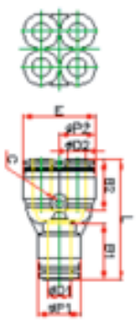

PXG : Racor Instantáneo Distribuidor X 4 Salidas Reducción

MODELO	D1	D2	P	L	E	A	B	Orificio	PESO
PXG0604	6	4	12.5 10.5	37.2	21.0	3.3 17.0	15.7	2.0	12.8
PXG0806	8	6	14.6 12.5	40.6	25.0	3.3 19.1	17.0	3.5	17.5

Plug-In Reducer Double Y

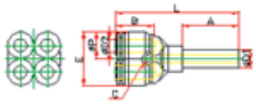

PXJ : Racor Instántaneo "X" Distribución Red Espiga 4 x 2

MODELO	D1	D2	P	L	E	C	A	B	Orificio	PESO
PXJ0604	6	4	12.5	43.6	21.0	3.3	17.0	15.7	2.0	12.8
PXJ0806	8	6	14.6	48.0	25.0	3.3	19.1	17.0	3.5	17.5

Plug-In Reducer Triple Branch

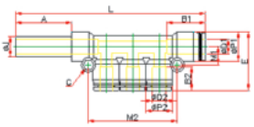

PKJ : Racor Instantáneo Derivación Espiga 3 x 2 Reducción

MODELO	D1	D2	J	P1	P2	L	E	C	A	B1	B2	M1	M2	Orificio	PESO
PKJ0604	6	4	6	12.5	10.5	84.3	24.2	3.3	25.0	17.6	16.3	7.6	34.0	3.0	14.1
PKJ0804	8	4	8	14.8	10.5	89.5	28.5	4.3	28.5	18.7	16.3	9.2	34.8	3.0	16.1
PKJ0806	8	6	8	14.8	12.5	95.5	34.0	4.3	28.5	18.7	17.6	9.3	41.1	4.0	17.8
PKJ1006	10	6	10	17.5	12.5	103.2	31.3	4.3	31.0	19.6	17.6	9.5	41.7	4.0	23.5
PKJ1008	10	8	10	17.5	14.8	109.7	34.5	4.3	31.0	19.6	18.7	8.5	47.0	6.5	28.3

GAMA DE RACORES "COMPACT":
Para máquinas y usos de neumática miniaturizados.

Male Straight

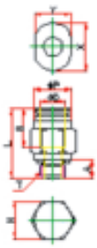

PC-C : Racor Instantáneo Compacto Cónico Recto

MODELO	D	P	T	L	A	B	H	X	Y	Orificio	PESO
PC-C 03-M3	3	7.0	M3*0.5p	17.1	4.0	11.1	7	9.2	7.2	1.5	1.0
PC-C 03-M5	3	7.2	M5*0.8p	17.7	4.6	11.1	8	9.2	7.2	2.0	3.0
PC-C 03-M6	3	7.2	M6*1.0p	18.2	5.1	11.1	8	9.2	7.2	2.0	3.0
PC-C 03-01	3	7.2	R 1/8	14.5	8.0	11.3	10	9.2	7.2	2.0	4.0
PC-C 04-M3	4	8.0	M3*0.5p	17.7	4.0	11.6	8	10.4	8.2	1.5	3.0
PC-C 04-M5	4	8.0	M5*0.8p	18.2	4.6	11.6	8	10.4	8.2	2.4	3.0
PC-C 04-M6	4	8.0	M6*1.0p	18.8	5.1	11.6	8	10.4	8.2	3.0	3.0
PC-C 04-01	4	10.0	R 1/8	17.3	8.0	11.6	10	10.4	8.2	3.0	6.0
PC-C 06-M5	6	10.0	M5*0.8p	19.4	4.6	12.8	10	12.4	10.2	2.4	4.0
PC-C 06-M6	6	10.0	M6*1.0p	19.9	5.1	12.8	10	12.4	10.2	2.4	4.0
PC-C 06-01	6	10.0	R 1/8	19.6	8.0	12.8	10	12.4	10.2	5.0	6.0

Female Straight

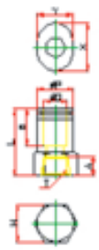

PCF-C : Racor Instantáneo Compacto Cónico Recto Hembra

MODELO	D	P	T	L	A	B	H	X	Y	Orificio	PESO
PCF-C 03-M3	3	7.5	M3*0.5p	17.3	4.0	11.1	8	9.2	7.2	2.5	4.0
PCF-C 03-M5	3	7.5	M5*0.8p	18.8	6.0	11.1	8	9.2	7.2	2.5	4.0
PCF-C 03-M6	3	7.5	M6*1.0p	18.8	6.0	11.1	8	9.2	7.2	2.5	5.0
PCF-C 04-M3	4	8.0	M4*0.5p	18.2	4.0	11.6	8	10.4	8.2	2.5	4.0
PCF-C 04-M5	4	8.0	M5*0.8p	19.7	6.0	11.6	8	10.4	8.2	3.0	4.0
PCF-C 04-M6	4	8.0	M6*1.0p	19.7	6.0	11.6	8	10.4	8.2	3.0	5.0
PCF-C 04-01	4	8.0	R 1/8	23.2	8.5	11.6	12	10.4	8.2	3.0	7.0
PCF-C 06-M5	6	10.0	M5*0.8p	21.4	6.0	12.8	10	12.4	10.2	4.0	5.0
PCF-C 06-M6	6	10.0	M6*1.0p	21.4	6.0	12.8	10	12.4	10.2	4.0	5.0
PCF-C 06-01	6	10.0	R 1/8	25.4	8.5	12.8	12	12.4	10.2	4.0	7.0

Roud male Straight

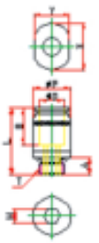

POC-C : Racor Instantáneo Compacto Cónico Recto Circular

MODELO	D	P	T	L	A	B	H	X	Y	Orificio	PESO
POC-C 03-M3	3	7.0	M3*0.5p	17.1	4.0	11.1	1.5	9.2	7.2	1.5	2.0
POC-C 03-M5	3	7.0	M5*0.8p	17.7	4.6	11.1	2.0	9.2	7.2	2.0	4.0
POC-C 03-M6	3	8.0	M6*1.0p	18.2	5.1	11.1	2.0	9.2	7.2	2.0	4.0
POC-C 04-M3	4	8.0	M3*0.5p	17.7	4.0	11.6	1.5	10.4	8.2	1.5	3.0
POC-C 04-M5	4	8.0	M5*0.8p	18.2	4.6	11.6	2.5	10.4	8.2	2.5	4.0
POC-C 04-M6	4	8.0	M6*1.0p	18.8	5.1	11.6	3.0	10.4	8.2	3.0	4.0
POC-C 04-01	4	10.0	R 1/8	17.3	8.0	11.6	3.0	10.4	8.2	3.0	6.0
POC-C 06-M5	6	10.0	M5*0.8p	19.4	4.6	12.8	2.5	12.4	10.2	2.5	4.0
POC-C 06-M6	6	10.0	M6*1.0p	19.9	5.1	12.8	3.0	12.4	10.2	3.0	4.0
POC-C 06-01	6	10.0	R 1/8	19.6	8.0	12.8	4.0	12.4	10.2	4.0	5.0

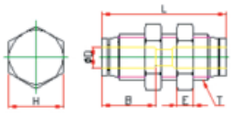

PMM-C : Racor Instantáneo Pasamuro Compacto

MODELO	D	T	L	E	B	H	Orificio	PESO
PMM-C 03	3	M8*0.75P	23.6	2	11.3	10	2.0	8.0
PMM-C 04	4	M10*1.0P	24.5	3.5	11.8	12	3.0	10.2
PMM-C 06	6	M12*1.0P	27.3	4	12.9	14	5.0	14.2

Male Elbow

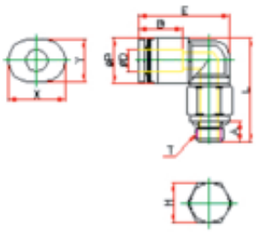

PL-C : Racor Instantáneo Compacto Codo

MODELO	D	P	T	L	E	A	B	H	X	Y	Orificio	PESO
PL-C 03-M3	3	7.6	M3*0.5p	18.5	17.2	3.0	11.1	8	9.2	7.2	1.5	2.0
PL-C 03-M5	3	7.6	M5*0.8p	19.1	17.2	3.6	11.1	8	9.2	7.2	2.4	3.0
PL-C 03-M6	3	7.6	M6*1.0p	19.6	17.2	4.1	11.1	8	9.2	7.2	2.4	3.0
PL-C 04-M4	4	8.7	M3*0.5p	19.6	18.2	3.0	11.6	8	10.4	8.2	1.5	3.0
PL-C 04-M5	4	8.7	M5*0.8p	20.2	18.2	3.6	11.6	8	10.4	8.2	2.5	3.0
PL-C 04-M6	4	8.7	M6*1.0p	20.7	18.2	4.1	11.6	8	10.4	8.2	2.5	4.0
PL-C 04-01	4	8.7	R 1/8	20.7	18.2	8.0	11.6	10	10.4	8.2	2.5	10.0
PL-C 06-M5	6	10.8	M5*0.8p	22.3	19.4	3.6	12.8	8	12.4	10.2	2.5	4.0
PL-C 06-M6	6	10.8	M6*1.0p	22.8	19.4	4.1	12.8	8	12.4	10.2	2.5	4.0
PL-C 06-01	6	10.8	R 1/8	22.8	19.4	8.0	12.8	10	12.4	10.2	2.5	7.0

Extended Male Elbow

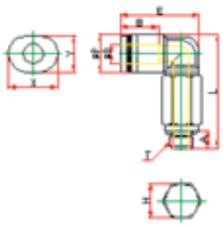

PLL-C : Racor Instantáneo Compacto Codo Prolongado

MODELO	D	P	T	L	E	A	B	H	X	Y	Orificio	PESO
PLL-C 03-M3	3	7.6	M3*0.5p	18.5	17.2	3.0	11.1	8	9.2	7.2	1.5	2.0
PLL-C 03-M5	3	7.6	M5*0.8p	19.1	17.2	3.6	11.1	8	9.2	7.2	2.4	3.0
PLL-C 03-M6	3	7.6	M6*1.0p	19.6	17.2	4.1	11.1	8	9.2	7.2	2.4	3.0
PLL-C 04-M4	4	8.7	M3*0.5p	19.6	18.2	3.0	11.6	8	10.4	8.2	1.5	3.0
PLL-C 04-M5	4	8.7	M5*0.8p	20.2	18.2	3.6	11.6	8	10.4	8.2	2.5	3.0
PLL-C 04-M6	4	8.7	M6*1.0p	20.7	18.2	4.1	11.6	8	10.4	8.2	2.5	4.0
PLL-C 04-01	4	8.7	R 1/8	20.7	18.2	8.0	11.6	10	10.4	8.2	2.5	5.0
PLL-C 06-M5	6	10.8	M5*0.8p	22.3	19.4	3.6	12.8	8	12.4	10.2	2.5	4.0
PLL-C 06-M6	6	10.8	M6*1.0p	22.8	19.4	4.1	12.8	8	12.4	10.2	2.5	4.0
PLL-C 06-01	6	10.8	R 1/8	22.8	19.4	8.0	12.8	10	12.4	10.2	2.5	7.0

Male Branch Tee

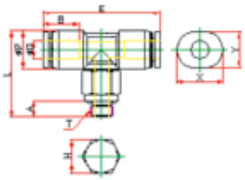

PT-C : Racor Instantáneo Compacto “TE” Central

MODELO	D	P	T	L	E	A	B	H	X	Y	Orificio	PESO
PT-C 03-M3	3	7.6	M3*0.5p	18.5	26.6	3.0	11.1	8	9.2	7.2	1.5	2.0
PT-C 03-M5	3	7.6	M5*0.8p	19.1	26.6	3.6	11.1	8	9.2	7.2	2.4	3.0
PT-C 03-M6	3	7.6	M6*1.0p	19.6	26.6	4.1	11.1	8	9.2	7.2	2.4	4.0
PT-C 04-M3	4	8.7	M3*0.5p	19.6	28.6	3.0	11.6	8	10.4	8.2	1.5	4.0
PT-C 04-M5	4	8.7	M5*0.8p	20.2	28.6	3.6	11.6	8	10.4	8.2	2.5	4.0
PT-C 04-M6	4	8.7	M6*1.0p	20.7	28.6	4.1	11.6	8	10.4	8.2	3.0	5.0
PT-C 04-01	4	8.7	R 1/8	20.7	28.6	8.0	11.6	10	10.4	8.2	3.0	7.0
PT-C 06-M5	6	10.8	M5*0.8p	22.3	31.0	3.6	12.8	8	12.4	10.2	2.5	6.0
PT-C 06-M6	6	10.8	M6*1.0p	22.8	31.0	4.1	12.8	8	12.4	10.2	3.0	6.0
PT-C 06-01	6	10.8	R 1/8	22.8	31.0	8.0	12.8	10	12.4	10.2	3.0	8.0

Male Run Tee

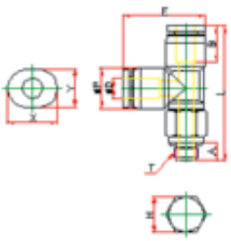

PST-C : Racor Instantáneo Compacto “TE” Lateral

MODELO	D	P	T	L	E	A	B	H	X	Y	Orificio	PESO
PST-C 03-M3	3	7.6	M3*0.5p	18.5	26.6	3.0	11.1	8	9.2	7.2	1.5	2.0
PST-C 03-M5	3	7.6	M5*0.8p	19.1	26.6	3.6	11.1	8	9.2	7.2	2.4	3.0
PST-C 03-M6	3	7.6	M6*1.0p	19.6	26.6	4.1	11.1	8	9.2	7.2	2.4	4.0
PST-C 04-M3	4	8.7	M3*0.5p	19.6	28.6	3.0	11.6	8	10.4	8.2	1.5	4.0
PST-C 04-M5	4	8.7	M5*0.8p	20.2	28.6	3.6	11.6	8	10.4	8.2	2.5	4.0
PST-C 04-M6	4	8.7	M6*1.0p	20.7	28.6	4.1	11.6	8	10.4	8.2	3.0	5.0
PST-C 04-01	4	8.7	R 1/8	20.7	28.6	8.0	11.6	10	10.4	8.2	3.0	7.0
PST-C 06-M5	6	10.8	M5*0.8p	22.3	31.0	3.6	12.8	8	12.4	10.2	2.5	6.0
PST-C 06-M6	6	10.8	M6*1.0p	22.8	31.0	4.1	12.8	8	12.4	10.2	3.0	6.0
PST-C 06-01	6	10.8	R 1/8	22.8	31.0	8.0	12.8	10	12.4	10.2	3.0	8.0

Union Straight

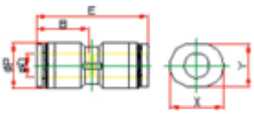

PUC-C : Racor Instantáneo Unión Compacto

MODELO	D	P	E	B	X	Y	Orificio	PESO
PUC-C 03	3	7.6	23.2	11.1	9.2	7.2	2.4	1.0
PUC-C 04	4	8.5	24.5	11.6	10.4	8.2	3.0	2.0
PUC-C 06	6	10.7	26.6	12.8	12.4	10.2	4.0	3.0

Union Elbow

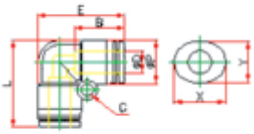

PUL-C : Racor Instantáneo Codo Compacto

MODELO	D	P	L	E	C	B	X	Y	Orificio	PESO
PUL-C 03	3	7.6	17.1	17.1	3.2	11.1	9.2	7.2	2.4	1.0
PUL-C 04	4	8.5	18.5	18.5	3.2	11.6	10.4	8.2	3.0	2.0
PUL-C 06	6	10.7	21.8	21.8	3.2	12.8	12.4	10.2	4.0	4.0

Union Tee

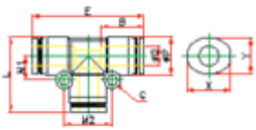

PUT-C : Racor Instantáneo "TE" Compacto

MODELO	D	P	L	E	C	B	M1	M2	X	Y	Orificio	PESO
PUT-C 03	3	7.6	17.1	26.6	3.2		11.1	5.4	10.7	9.2	7.2	2.4	2.0
PUT-C 04	4	8.5	18.5	28.6	3.2		11.6	5.8	11.6	10.4	8.2	3.0	3.0
PUT-C 06	6	10.7	21.8	33.0	3.2		12.8	6.9	13.8	12.4	10.2	4.0	5.0

Reducer

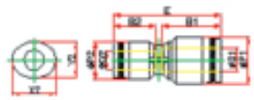

PG-C : Racor Instantáneo Reducción Compacto

MODELO	D1	D2	P1	P2	E	B1	B2	X1	Y1	X2	Y2	Orificio	PESO
PG-C 04-03	4	3	8.5	7.6	23.8	11.6	11.1	10.4	8.2	9.2	7.2	2.4	2.0
PG-C 06-03	6	3	10.7	7.6	24.2	12.8	11.1	12.4	10.2	9.2	7.2	2.5	2.0
PG-C 06-04	6	4	10.7	8.5	26.3	12.8	11.6	12.4	10.2	10.4	8.2	3.0	3.0

Reducer Y

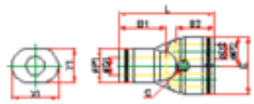

PY-C : Racor Instantáneo Unión "Y" Compacto

MODELO	D	P	L	E	C	B	X	Y	Orificio	PESO
PY-C 03	3	7.6	26.8	15.2	3.2	11.1	9.2	7.2	2.4	4.0
PY-C 04	4	8.7	28.0	17.4	3.2	11.8	10.4	8.2	3.0	3.0
PY-C 06	6	10.8	30.8	21.6	3.2	12.9	12.4	10.2	4.0	5.0

Union Y

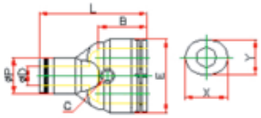

PW-C : Racor Instantáneo Reducción "Y" Compacto

MODELO	D1	D2	P1	P2	L	E	C	B1	B2	Orificio	PESO
PW-C 04-03	4	3	8.2	7.6	27.5	15.2	3.2	11.8	11.3	2.0	4.0
PW-C 06-03	6	3	10.8	7.6	28.7	15.2	3.2	12.9	11.3	2.4	4.0
PW-C 06-04	6	4	10.8	8.7	29.2	17.4	3.2	12.9	11.8	3.0	4.0

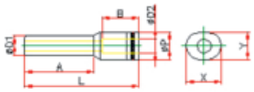

PGJ-C : Racor Instantáneo Compacto Reducción Espiga Recto

MODELO	D1	D2	P	L	A	B	X	Y	Orificio	PESO
PGJ-C 04-03	4	3	7.6	30.4	18.0	11.3	9.2	7.2	2.4	1.0
PGJ-C 06-03	6	3	7.6	32.0	21.6	11.3	9.2	7.2	2.4	2.0
PGJ-C 06-04	6	4	8.4	33.7	21.8	11.8	10.4	8.2	3.0	2.0

REGULADORES DE CAUDAL CDC:

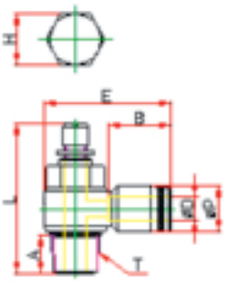

NSC : Regulador de Caudal Instantáneo Cónico Codo Orientable

MODELO	D	P	T	L/min	L/max	E	A	B	H	PESO
NSC03-M5	3	7.8	M5*0.8p	27.2	30.2	21.4	3.6	11.1	8	7.0
NSC04-M5	4	10.5	M5*0.8p	27.2	30.2	25.1	3.6	16.3	8	7.8
NSC04-01	4	10.5	R 1/8	34.9	40.1	30.5	8.0	16.3	11	17.8
NSC04-02	4	10.5	R 1/4	40.0	45.7	34.5	10.0	16.3	15	33.8
NSC06-M5	6	12.5	M5*0.8p	27.2	30.2	27.8	3.6	17.6	8	8.7
NSC06-01	6	12.5	R 1/8	34.9	40.1	31.2	8.0	17.6	11	17.7
NSC06-02	6	12.5	R 1/4	40.0	45.7	35.0	10.0	17.6	15	33.7
NSC06-03	6	12.5	R 3/8	46.7	55.0	38.7	11.0	17.6	19	63.7
NSC06-04	6	12.5	R 1/2	53.0	60.2	44.9	14.0	17.6	24	102.7
NSC08-01	8	14.5	R 1/8	34.9	40.1	33.0	8.0	18.7	11	19.7
NSC08-02	8	14.5	R 1/4	40.0	45.7	36.8	10.0	18.7	15	34.7
NSC08-03	8	14.5	R 3/8	46.7	55.0	40.1	11.0	18.7	19	64.7
NSC08-04	8	14.5	R 1/2	53.0	60.2	45.8	14.0	18.7	24	103.7
NSC10-01	10	17.5	R 1/8	34.9	40.1	35.9	8.0	19.6	11	21.2
NSC10-02	10	17.5	R 1/4	40.0	45.7	38.8	10.0	19.6	15	37.2
NSC10-03	10	17.5	R 3/8	46.7	55.0	42.2	11.0	19.6	19	67.2
NSC10-04	10	17.5	R 1/2	53.0	60.2	47.5	14.0	19.6	24	104.2
NSC12-02	12	20.5	R 1/4	40.0	45.7	40.8	10.0	21.9	15	40.1
NSC12-03	12	20.5	R 3/8	46.7	55.0	45.9	11.0	21.9	19	70.1
NSC12-04	12	20.5	R 1/2	53.0	60.2	50.1	14.0	21.9	24	107.1

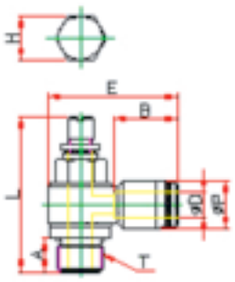

NSC-G : Regulador de Caudal Instantáneo Cilíndrico Codo Orientable

MODELO	D	P	T	L/min	L/max	E	A	B	H	PESO
NSC04-G01	4	10.5	G 1/8	34.9	40.1	30.5	6.0	16.3	8	18.8
NSC04-G02	4	10.5	G 1/4	40.0	45.7	34.5	8.0	16.3	12	33.8
NSC06-G01	6	12.5	G 1/8	34.9	40.1	31.2	6.0	17.6	8	18.7
NSC06-G02	6	12.5	G 1/4	40.0	45.7	35.0	8.0	17.6	12	34.7
NSC06-G03	6	12.5	G 3/8	46.7	55.0	38.7	8.0	17.6	14	61.7
NSC06-G04	6	12.5	G 1/2	53.0	60.2	44.9	9.0	17.6	19	95.7
NSC08-G01	8	14.5	G 1/8	34.9	40.1	33.0	6.0	18.7	8	19.7
NSC08-G02	8	14.5	G 1/4	40.0	45.7	36.8	8.0	18.7	12	35.7
NSC08-G03	8	14.5	G 3/8	46.7	55.0	40.1	8.0	18.7	14	62.7
NSC08-G04	8	14.5	G 1/2	53.0	60.2	45.8	9.0	18.7	19	96.7
NSC10-G01	10	17.5	G 1/8	34.9	40.1	35.9	6.0	19.6	8	21.2
NSC10-G02	10	17.5	G 1/4	40.0	45.7	38.8	8.0	19.6	12	37.2
NSC10-G03	10	17.5	G 3/8	46.7	55.0	42.2	8.0	19.6	14	64.2
NSC10-G04	10	17.5	G 1/2	53.0	60.2	47.5	9.0	19.6	19	97.2
NSC12-G02	12	20.5	G 1/4	40.0	45.7	40.8	8.0	21.9	12	38.1
NSC12-G03	12	20.5	G 3/8	46.7	55.0	45.9	8.0	21.9	14	70.1
NSC12-G04	12	20.5	G 1/2	53.0	60.2	50.1	9.0	21.9	19	104.1

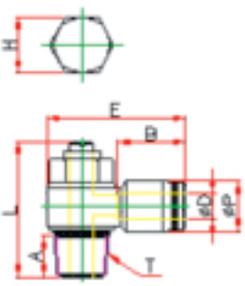

NSC (D) : Regulador de Caudal Tornillo Oculto Cónico Inst. Codo Orient.

MODELO	D	P	T	L/min	L/max	E	A	B	H	PESO
NSC03-M5(D)	3	7.8	M5*0.8p	19.8	23.1	21.4	3.6	11.1	8	7.0
NSC04-M5(D)	4	10.5	M5*0.8p	19.8	23.1	25.1	3.6	16.3	8	6.8
NSC04-01(D)	4	10.5	R 1/8	26.6	30.4	30.5	8.0	16.3	11	15.8
NSC04-02(D)	4	10.5	R 1/4	31.3	36.3	34.5	10.0	16.3	15	29.8
NSC06-M5(D)	6	12.5	M5*0.8p	19.8	23.1	27.8	3.6	17.6	8	7.7
NSC06-01(D)	6	12.5	R 1/8	26.6	30.4	31.2	8.0	17.6	11	15.7
NSC06-02(D)	6	12.5	R 1/4	31.3	36.3	35.0	10.0	17.6	15	29.7
NSC06-03(D)	6	12.5	R 3/8	36.9	42.4	38.7	11.0	17.6	19	52.7
NSC06-04(D)	6	12.5	R 1/2	43.0	49.5	44.9	14.0	17.6	24	88.7
NSC08-01(D)	8	14.5	R 1/8	26.6	30.4	33.0	8.0	18.7	11	16.7
NSC08-02(D)	8	14.5	R 1/4	31.3	36.3	36.8	10.0	18.7	15	30.7
NSC08-03(D)	8	14.5	R 3/8	36.9	42.4	40.1	11.0	18.7	19	53.7
NSC08-04(D)	8	14.5	R 1/2	43.0	49.5	45.8	14.0	18.7	24	90.7
NSC10-01(D)	10	17.5	R 1/8	26.6	30.4	35.0	8.0	19.6	11	17.2
NSC10-02(D)	10	17.5	R 1/4	31.3	36.3	38.8	10.0	19.6	15	33.2
NSC10-03(D)	10	17.5	R 3/8	36.9	42.4	42.2	11.0	19.6	19	56.2
NSC10-04(D)	10	17.5	R 1/2	43.0	49.5	47.5	14.0	19.6	24	91.2
NSC12-02(D)	12	20.5	R 1/4	31.3	36.3	40.8	10.0	21.9	15	35.1
NSC12-03(D)	12	20.5	R 3/8	36.9	42.4	45.9	11.0	21.9	19	59.1
NSC12-04(D)	12	20.5	R 1/2	43.0	49.5	50.1	14.0	21.9	24	94.1

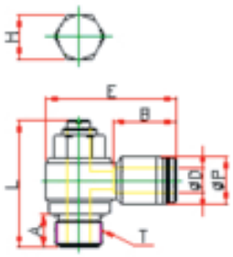

NSC-G (D) : Regulador de Caudal Tornillo Oculto Cilíndrico Inst. Codo Or.

MODELO	D	P	T	L/min	L/max	E	A	B	H	PESO
NSC04-G01(D)	4	10.5	G 1/8	26.6	30.4	30.5	6.0	16.3	8	14.8
NSC04-G02(D)	4	10.5	G 1/4	31.3	36.3	34.5	8.0	16.3	12	27.8
NSC06-G01(D)	6	12.5	G 1/8	26.6	30.4	31.2	6.0	17.6	8	14.7
NSC06-G02(D)	6	12.5	G 1/4	31.3	36.3	35.0	8.0	17.6	12	28.7
NSC06-G03(D)	6	12.5	G 3/8	36.9	42.4	38.7	8.0	17.6	14	49.7
NSC06-G04(D)	6	12.5	G 1/2	43.0	49.5	44.9	9.0	17.6	19	84.7
NSC08-G01(D)	8	14.5	G 1/8	26.6	30.4	33.0	6.0	18.7	8	15.7
NSC08-G02(D)	8	14.5	G 1/4	31.3	36.3	36.8	8.0	18.7	12	29.7
NSC08-G03(D)	8	14.5	G 3/8	36.9	42.4	40.1	8.0	18.7	14	50.7
NSC08-G04(D)	8	14.5	G 1/2	43.0	49.5	45.8	9.0	18.7	19	85.7
NSC10-G01(D)	10	17.5	G 1/8	26.6	30.4	35.0	6.0	19.6	8	16.2
NSC10-G02(D)	10	17.5	G 1/4	31.3	36.3	38.8	8.0	19.6	12	31.2
NSC10-G03(D)	10	17.5	G 3/8	36.9	42.4	42.2	8.0	19.6	14	52.2
NSC10-G04(D)	10	17.5	G 1/2	43.0	49.5	47.5	9.0	19.6	19	86.2
NSC12-G02(D)	12	20.5	G 1/4	31.3	36.3	40.8	8.0	21.9	12	32.1
NSC12-G03(D)	12	20.5	G 3/8	36.9	42.4	45.9	8.0	21.9	14	58.1
NSC12-G04(D)	12	20.5	G 1/2	43.0	49.5	50.1	9.0	21.9	19	86.1

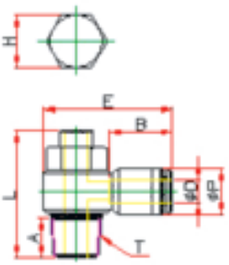

NSC (DC) : Regulador de Caudal Tornillo Oculto Cónico Inst. Codo Orient

MODELO	D	P	T	L	E	A	B	H	PESO
NSC04-01(DC)	4	10.5	G 1/8	31.6	30.5	6.0	16.3	8	16.8
NSC04-02(DC)	4	10.5	G 1/4	37.0	34.5	8.0	16.3	12	29.8
NSC06-01(DC)	6	12.5	G 1/8	31.6	31.2	6.0	17.6	8	16.7
NSC06-02(DC)	6	12.5	G 1/4	37.0	35.0	8.0	17.6	12	30.7
NSC06-03(DC)	6	12.5	G 3/8	43.3	38.7	8.0	17.6	14	55.7
NSC06-04(DC)	6	12.5	G 1/2	50.2	45.8	9.0	17.6	19	89.7
NSC08-01(DC)	8	14.5	G 1/8	31.6	33.0	6.0	18.7	8	17.7
NSC08-02(DC)	8	14.5	G 1/4	37.0	36.8	8.0	18.7	12	31.7
NSC08-03(DC)	8	14.5	G 3/8	43.3	40.1	8.0	18.7	14	56.7
NSC08-04(DC)	8	14.5	G 1/2	50.2	45.8	9.0	18.7	19	91.7
NSC10-01(DC)	10	17.5	G 1/8	31.6	33.0	6.0	19.6	8	19.2
NSC10-02(DC)	10	17.5	G 1/4	37.0	38.8	8.0	19.6	12	33.2
NSC10-03(DC)	10	17.5	G 3/8	43.3	42.2	8.0	19.6	14	58.2
NSC10-04(DC)	10	17.5	G 1/2	50.2	47.5	9.0	19.6	19	92.2
NSC12-02(DC)	12	20.5	G 1/4	37.0	40.8	8.0	21.9	12	34.1
NSC12-03(DC)	12	20.5	G 3/8	43.3	45.9	8.0	21.9	14	64.1
NSC12-04(DC)	12	20.5	G 1/2	50.2	50.1	9.0	21.9	19	97.1

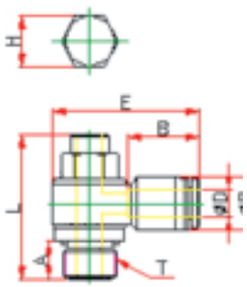

NSC-G (DC) : Regulador Caudal Tornillo Oculto Cilíndrico Inst Codo Orient

MODELO	D	P	T	L	E	A	B	H	PESO
NSC04-G01(DC)	4	10.5	G 1/8	31.6	30.5	6.0	16.3	8	16.8
NSC04-G02(DC)	4	10.5	G 1/4	37.0	34.5	8.0	16.3	12	29.8
NSC06-G01(DC)	6	12.5	G 1/8	31.6	31.2	6.0	17.6	8	16.7
NSC06-G02(DC)	6	12.5	G 1/4	37.0	35.0	8.0	17.6	12	30.7
NSC06-G03(DC)	6	12.5	G 3/8	43.3	38.7	8.0	17.6	14	55.7
NSC06-G04(DC)	6	12.5	G 1/2	50.2	45.8	9.0	17.6	19	89.7
NSC08-G01(DC)	8	14.5	G 1/8	31.6	33.0	6.0	18.7	8	17.7
NSC08-G02(DC)	8	14.5	G 1/4	37.0	36.8	8.0	18.7	12	31.7
NSC08-G03(DC)	8	14.5	G 3/8	43.3	40.1	8.0	18.7	14	56.7
NSC08-G04(DC)	8	14.5	G 1/2	50.2	45.8	9.0	18.7	19	91.7
NSC10-G01(DC)	10	17.5	G 1/8	31.6	33.0	6.0	19.6	8	19.2
NSC10-G02(DC)	10	17.5	G 1/4	37.0	38.8	8.0	19.6	12	33.2
NSC10-G03(DC)	10	17.5	G 3/8	43.3	42.2	8.0	19.6	14	58.2
NSC10-G04(DC)	10	17.5	G 1/2	50.2	47.5	9.0	19.6	19	92.2
NSC12-G02(DC)	12	20.5	G 1/4	37.0	40.8	8.0	21.9	12	34.1
NSC12-G03(DC)	12	20.5	G 3/8	43.3	45.9	8.0	21.9	14	64.1
NSC12-G04(DC)	12	20.5	G 1/2	50.2	50.1	9.0	21.9	19	97.1

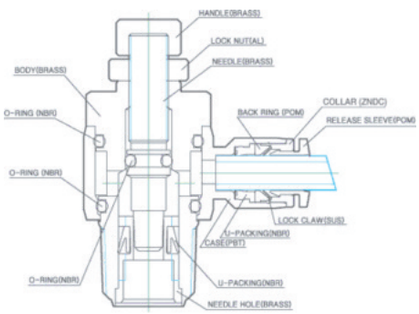

REGULADORES DE CAUDAL: Fina regulación para un óptimo control del flujo de aire.
Compactos y precisos, conforman un amplio ratio de regulación. Unidireccionales.
Disponibles de regulación de rosca a tubo (pulsador azul) y de tubo a rosca (pulsador rojo)
Aplicaciones de aire comprimido (No otras de gas o líquidos)
Pressión de servicio Rango 0~150PSI 0~9.9Kgf/cm²(0~990KPa)
Vacío -29.5in Hg -750mmHg(-750Torr)
Temperatura de servicio: 32~140ºF 0~60ºC

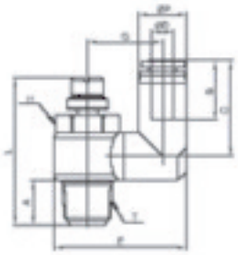

NSS : Regulador de Caudal Instantáneo Codo Orientable a 360º

MODELO	D	P	T	L(Min)	L(Max)	A	A(-G)	B	C	E	G
NSS 04-M5	4	10.5	M5x0,8p	27.2	30.2	3.6	3.6	16.3	20.5	22.7	12.3
NSS 04-01	4	10.5	1/8	34.9	40.1	8.0	6.0	16.3	20.5	26.5	14.3
NSS 04-02	4	10.5	1/4	40.0	45.7	12.0	8.0	16.3	20.5	26.5	14.3
NSS 06-M5	6	12.5	M5x0,8p	27.3	30.2	3.6	3.6	17.6	22.5	24.7	13.3
NSS 06-01	6	12.5	1/8	34.9	40.1	8.0	6.0	17.6	24.1	28.5	15.0
NSS 06-02	6	12.5	1/4	40.0	45.7	12.0	8.0	17.6	26.0	36.0	20.3
NSS 06-03	6	12.5	3/8	46.7	55.0	14.0	8.0	17.6	26.0	41.3	23.3
NSS 08-01	8	14.5	1/8	34.9	40.1	8.0	6.0	18.7	25.4	30.6	16.2
NSS 08-02	8	14.5	1/4	40.0	45.7	12.0	8.0	18.7	28.8	36.0	19.3
NSS 08-03	8	14.5	3/8	46.7	55.0	14.0	8.0	18.7	29.8	43.6	24.6
NSS 08-04	8	14.5	1/2	53.0	60.2	17.0	9.0	18.7	29.8	48.4	26.6
NSS 10-02	10	17.5	1/4	40.0	45.7	12.0	8.0	19.6	30.7	38.2	20.3
NSS 10-03	10	17.5	3/8	46.7	55.0	14.0	8.0	19.6	31.7	44.9	24.6
NSS 10-04	10	17.5	1/2	53.0	60.2	17.0	9.0	19.6	33.2	49.8	26.7
NSS 12-02	12	20.5	1/4	40.0	45.7	12.0	8.0	21.9	33.4	41.2	21.8
NSS 12-03	12	20.5	3/8	46.7	55.0	14.0	8.0	21.9	34.4	46.4	24.6
NSS 12-04	12	20.5	1/2	53.0	60.2	17.0	9.0	21.9	35.9	51.3	26.7

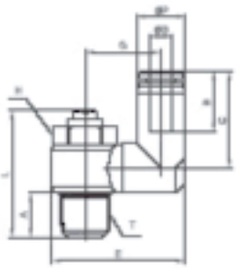

NSS-D : Regulador Caudal Instantáneo Tornillo Oculto Codo Orientable a 360º

MODELO	D	P	T	L(Min)	L(Max)	A	A(-G)	B	C	E	G
NSS 04-M5(D)	4	10.5	M5x0,8p	27.2	30.2	3.6	3.6	16.3	20.5	22.7	12.3
NSS 04-01(D)	4	10.5	1/8	26.6	30.4	8.0	6.0	16.3	20.5	26.5	14.3
NSS 04-02(D)	4	10.5	1/4	31.3	36.3	12.0	8.0	16.3	20.5	26.5	14.3
NSS 06-M5(D)	6	12.5	M5x0,8p	27.3	30.2	3.6	3.6	17.6	22.5	24.7	13.3
NSS 06-01(D)	6	12.5	1//8	26.6	30.4	8.0	6.0	17.6	24.1	28.5	15.0
NSS 06-02(D)	6	12.5	1/4	31.3	36.3	12.0	8.0	17.6	26.0	36.0	20.3
NSS 06-03(D)	6	12.5	3/8	36.9	42.4	14.0	8.0	17.6	26.0	41.3	23.3
NSS 08-01(D)	8	14.5	1/8	26.6	30.4	8.0	6.0	18.7	25.4	30.6	16.2
NSS 08-02(D)	8	14.5	1/4	31.3	36.3	12.0	8.0	18.7	28.8	36.0	19.3
NSS 08-03(D)	8	14.5	3/8	36.9	42.4	14.0	8.0	18.7	29.8	43.6	24.6
NSS 08-04(D)	8	14.5	1/2	43.0	49.5	17.0	9.0	18.7	29.8	48.4	26.6
NSS 10-02(D)	10	17.5	1/4	31.3	36.3	12.0	8.0	19.6	30.7	38.2	20.3
NSS 10-03(D)	10	17.5	3/8	36.9	42.4	14.0	8.0	19.6	31.7	44.9	24.6
NSS 10-04(D)	10	17.5	1/2	43.0	49.5	17.0	9.0	19.6	33.2	49.8	26.7
NSS 12-02(D)	12	20.5	1/4	31.3	36.3	12.0	8.0	21.9	33.4	41.2	21.8
NSS 12-03(D)	12	20.5	3/8	36.9	42.4	14.0	8.0	21.9	34.4	46.4	24.6
NSS 12-04(D)	12	20.5	1/2	43.0	49.5	17.0	9.0	21.9	35.9	51.3	26.7

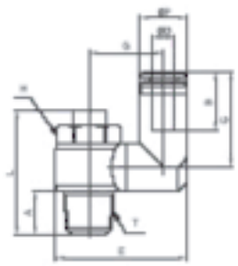

NSS-DC : Regulador Caudal Inst. Tornillo Oculto Codo Orientable a 360º

MODELO	D	P	T	L	A	A(-G)	B	C	E	G
NSS 04-M5(DC)	4	10.5	M5	27.2	3.6	3.6	16.3	20.5	22.7	12.3
NSS 04-01(DC)	4	10.5	G1/8	31.6	8.0	6.0	16.3	20.5	26.5	14.3
NSS 04-02(DC)	4	10.5	G1/4	37.0	12.0	8.0	16.3	20.5	26.5	14.3
NSS 06-M5(DC	6	12.5	M5	27.3	30.2	3.6	17.6	22.5	24.7	13.3
NSS 06-01(DC)	6	12.5	G1/8	31.6	8.0	6.0	17.6	24.1	28.5	15.0
NSS 06-02(DC)	6	12.5	G1/4	37.0	12.0	8.0	17.6	26.0	36.0	20.3
NSS 06-03(DC)	6	12.5	G3/8	43.3	14.0	8.0	17.6	26.0	41.3	23.3
NSS 08-01(DC)	8	14.5	G1/8	31.6	8.0	6.0	18.7	25.4	30.6	16.2
NSS 08-02(DC)	8	14.5	G1/4	37.0	12.0	8.0	18.7	28.8	36.0	19.3
NSS 08-03(DC)	8	14.5	G3/8	43.3	14.0	8.0	18.7	29.8	43.6	24.6
NSS 08-04(DC)	8	14.5	G1/2	50.2	17.0	9.0	18.7	29.8	48.4	26.6
NSS 10-02(DC)	10	17.5	G1/4	37.0	12.0	8.0	19.6	30.7	38.2	20.3
NSS 10-03(DC)	10	17.5	G3/8	43.3	14.0	8.0	19.6	31.7	44.9	24.6
NSS 10-04DC)	10	17.5	G1/2	50.2	17.0	9.0	19.6	33.2	49.8	26.7
NSS 12-02(DC)	12	20.5	G1/4	37.0	12.0	8.0	21.9	33.4	41.2	21.8
NSS 12-03(DC)	12	20.5	G3/8	43.3	14.0	8.0	21.9	34.4	46.4	24.6
NSS 12-04(DC)	12	20.5	G1/2	50.2	17.0	9.0	21.9	35.9	51.3	26.7

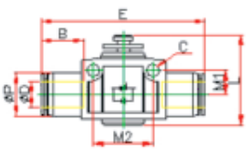

NSF : Regulador de Caudal en línea

MODELO	D	P	L/min	L/max	E	C	B	M1	M2	PESO
NSF04	4	10.5	29.9	33.3	45.1	3.3	16.3	5.9	14.8	11.6
NSF06	6	12.5	35.0	39.5	50.3	4.3	17.6	8.3	20.5	26.4
NSF08	8	14.5	37.4	42.1	55.7	4.4	18.7	9.8	23.0	42.4
NSF10	10	17.5	43.8	49.0	61.2	4.4	19.6	10.7	28.0	75.4
NSF12	12	20.5	47.4	53.6	69.8	4.4	21.9	11.7	32.0	111.2

VÁLVULAS 3 VIAS CON DESCARGA CDC:

Válvulas de cierre. Al posicionar la válvula en “Off” el resto de linea queda descargada de presión. También es va´lvula unidirecciional puesto que el aire circula en un sólo sentido (dibujado en la válvula). Presión de servicio 10 bar. Vacío 750 mmHg. Tubo de 6 a 12mm. Tubo de poliuretano 98 shore y PA12. Sólo para aire comprimido.

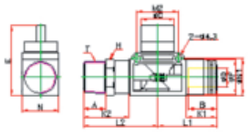

HVC : Válvula 3 Vías Cónica Tubo - Rosca

MODELO	D	T	P	H	C	N	E	B	A	K1	K2	L1	L2	M1	M2	PESO
HVC06-01	6	R 1/8	12.5	14	16.5	18.0	40.5	17.6	8.0	12.2	21.6	26.2	35.6	18.3	19.0	34.7
HVC06-02	6	R 1/4	12.5	14	16.5	18.0	40.5	17.6	10.0	12.2	24.6	26.2	38.6	18.3	19.0	38.7
HVC06-03	6	R 3/8	12.5	17	16.5	18.0	40.5	17.6	11.0	12.2	25.6	26.2	39.6	18.3	19.0	46.7
HVC08-01	8	R 1/8	14.8	14	16.5	18.0	40.5	18.7	8.0	13.0	21.6	27.5	35.6	18.3	19.0	34.7
HVC08-02	8	R 1/4	14.8	14	16.5	18.0	40.5	18.7	10.0	13.0	24.6	27.5	38.6	18.3	19.0	38.7
HVC08-03	8	R 3/8	14.8	17	16.5	18.0	40.5	18.7	11.0	13.0	25.6	27.5	39.6	18.3	19.0	46.7
HVC10-02	10	R 1/4	17.5	17	19.3	21.2	41.0	19.6	10.0	14.5	23.0	31.0	39.5	21.5	24.0	57.2
HVC10-03	10	R 3/8	17.5	17	19.3	21.2	41.0	19.6	11.0	14.5	24.0	31.0	40.5	21.5	24.0	61.2
HVC10-04	10	R 1/2	17.5	21	19.3	21.2	41.0	19.6	14.0	14.5	27.0	31.0	43.5	21.5	24.0	80.2
HVC12-02	12	R 1/4	20.5	19	19.3	21.2	41.0	21.9	10.0	17.7	24.6	34.2	41.1	21.5	24.0	69.1
HVC12-03	12	R 3/8	20.5	19	19.3	21.2	41.0	21.9	11.0	17.7	25.6	34.2	42.1	21.5	24.0	67.1
HVC12-04	12	R 1/2	20.5	21	19.3	21.2	41.0	21.9	14.0	17.7	28.6	34.2	45.1	21.5	24.0	79.1

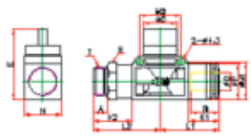

HVC-G : Válvula 3 Vías Cilíndrica Tubo - Rosca

MODELO	D	T	P	H	C	N	E	B	A	K1	K2	L1	L2	M1	M2	PESO
HVC06G01	6	R 1/8	12.5	14	16.5	18.0	40.5	17.6	5.0	12.2	21.6	26.2	35.6	18.3	19.0	34.7
HVC06G02	6	R 1/4	12.5	14	16.5	18.0	40.5	17.6	6.5	12.2	24.6	26.2	38.6	18.3	19.0	38.7
HVC06G03	6	R 3/8	12.5	17	16.5	18.0	40.5	17.6	6.5	12.2	25.6	26.2	39.6	18.3	19.0	46.7
HVC08G01	8	R 1/8	14.8	14	16.5	18.0	40.5	18.7	5.0	13.0	21.6	27.5	35.6	18.3	19.0	34.7
HVC08G02	8	R 1/4	14.8	14	16.5	18.0	40.5	18.7	6.5	13.0	24.6	27.5	38.6	18.3	19.0	38.7
HVC08G03	8	R 3/8	14.8	17	16.5	18.0	40.5	18.7	6.5	13.0	25.6	27.5	39.6	18.3	19.0	46.7
HVC10G02	10	R 1/4	17.5	17	19.3	21.2	41.0	19.6	6.5	14.5	23.0	31.0	39.5	21.5	24.0	57.2
HVC10G03	10	R 3/8	17.5	17	19.3	21.2	41.0	19.6	6.5	14.5	24.0	31.0	40.5	21.5	24.0	61.2
HVC10G04	10	R 1/2	17.5	21	19.3	21.2	41.0	19.6	8.0	14.5	27.0	31.0	43.5	21.5	24.0	80.2
HVC12G02	12	R 1/4	20.5	19	19.3	21.2	41.0	21.9	6.5	17.7	24.6	34.2	41.1	21.5	24.0	69.1
HVC12G03	12	R 3/8	20.5	19	19.3	21.2	41.0	21.9	6.5	17.7	25.6	34.2	42.1	21.5	24.0	67.1
HVC12G04	12	R 1/2	20.5	21	19.3	21.2	41.0	21.9	8.0	17.7	28.6	34.2	45.1	21.5	24.0	79.1

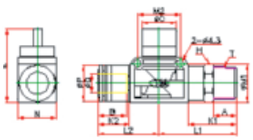

HVF : Válvula 3 Vías Cónica Rosca - Tubo

MODELO	T	D	H	P	C	N	E	A	B	K1	K2	L1	L2	M1	M2	PESO
HVF01-06	R 1/8	6	14	12.5	16.5	18.0	40.5	8.0	17.6	21.6	12.2	35.6	26.2	18.3	19.0	34.7
HVF02-06	R 1/4	6	14	12.5	16.5	18.0	40.5	10.0	17.6	24.6	12.2	38.6	26.2	18.3	19.0	38.7
HVF03-06	R 3/8	6	17	12.5	16.5	18.0	40.5	11.0	17.6	25.6	12.2	39.6	26.2	18.3	19.0	46.7
HVF01-08	R 1/8	8	14	14.8	16.5	18.0	40.5	8.0	18.7	21.6	13.0	35.6	27.5	18.3	19.0	34.7
HVF02-08	R 1/4	8	14	14.8	16.5	18.0	40.5	10.0	18.7	24.6	13.0	38.6	27.5	18.3	19.0	38.7
HVF03-08	R 3/8	8	17	14.8	16.5	18.0	40.5	11.0	18.7	25.6	13.0	39.6	27.5	18.3	19.0	46.7
HVF02-10	R 1/4	10	17	17.5	19.3	21.2	41.0	10.0	19.6	23.0	14.5	39.5	31.0	21.5	24.0	57.2
HVF03-10	R 3/8	10	17	17.5	19.3	21.2	41.0	11.0	19.6	24.0	14.5	40.5	31.0	21.5	24.0	61.2
HVF04-10	R 1/2	10	21	17.5	19.3	21.2	41.0	14.0	19.6	27.0	14.5	43.5	31.0	21.5	24.0	80.2
HVF02-12	R 1/4	12	19	20.5	19.3	21.2	41.0	10.0	21.9	24.6	17.7	41.1	34.2	21.5	24.0	69.1
HVF03-12	R 3/8	12	19	20.5	19.3	21.2	41.0	11.0	21.9	25.6	17.7	42.1	34.2	21.5	24.0	67.1
HVF04-12	R 1/2	12	21	20.5	19.3	21.2	41.0	14.0	21.9	28.6	17.7	45.1	34.2	21.5	24.0	79.1

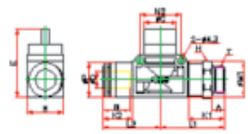

HVF-G : Válvula 3 Vías Cilíndrica Rosca - Tubo

MODELO	T	D	H	P	C	N	E	A	B	K1	K2	L1	L2	M1	M2	PESO
HVF01-G06	1/8	6	14	12.5	16.5	18.0	40.5	5.0	17.6	21.6	12.2	35.6	26.2	18.3	19.0	34.7
HVF02-G06	1/4	6	14	12.5	16.5	18.0	40.5	6.5	17.6	24.6	12.2	38.6	26.2	18.3	19.0	38.7
HVF03-G06	3/8	6	17	12.5	16.5	18.0	40.5	6.5	17.6	25.6	12.2	39.6	26.2	18.3	19.0	46.7
HVF01-G08	1/8	8	14	14.8	16.5	18.0	40.5	5.0	18.7	21.6	13.0	35.6	27.5	18.3	19.0	34.7
HVF02-G08	1/4	8	14	14.8	16.5	18.0	40.5	6.5	18.7	24.6	13.0	38.6	27.5	18.3	19.0	38.7
HVF03-G08	3/8	8	17	14.8	16.5	18.0	40.5	6.5	18.7	25.6	13.0	39.6	27.5	18.3	19.0	46.7
HVF02-G10	1/4	10	17	17.5	19.3	21.2	41.0	6.5	19.6	23.0	14.5	39.5	31.0	21.5	24.0	57.2
HVF03-G10	3/8	10	17	17.5	19.3	21.2	41.0	6.5	19.6	24.0	14.5	40.5	31.0	21.5	24.0	61.2
HVF04-G10	1/2	10	21	17.5	19.3	21.2	41.0	8.0	19.6	27.0	14.5	43.5	31.0	21.5	24.0	80.2
HVF02-G12	1/4	12	19	20.5	19.3	21.2	41.0	6.5	21.9	24.6	17.7	41.1	34.2	21.5	24.0	69.1
HVF03-G12	3/8	12	19	20.5	19.3	21.2	41.0	6.5	21.9	25.6	17.7	42.1	34.2	21.5	24.0	67.1
HVF04-G12	1/2	12	21	20.5	19.3	21.2	41.0	8.0	21.9	28.6	17.7	45.1	34.2	21.5	24.0	79.1

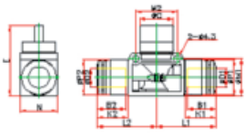

HVU : Válvula 3 Vías Tubo - Tubo

MODELO	D1	D2	P1	P2	C	N	E	B1	B2	K1	K2	L1	L2	M1	M2	PESO
HVU06-06	6	6	12.5	12.5	16.5	18.0	40.5	17.6	17.6	12.2	12.2	26.2	26.2	18.3	19.0	23.4
HVU08-06	8	6	14.8	12.5	16.5	18.0	40.5	18.7	17.6	13.0	12.2	27.5	26.2	18.3	19.0	23.4
HVU08-08	8	8	14.8	14.8	16.5	18.0	40.5	18.7	18.7	13.0	13.0	27.5	27.5	18.3	19.0	24.4
HVU10-08	10	8	17.5	14.8	19.3	21.2	41.0	19.6	18.7	14.5	13.0	31.0	27.5	21.5	24.0	37.9
HVU10-10	10	10	17.5	17.5	19.3	21.2	41.0	19.6	19.6	14.5	14.5	31.0	31.0	21.5	24.0	38.4
HVU12-10	12	10	20.5	17.5	19.3	21.2	41.0	21.9	19.6	17.7	14.5	34.2	31.0	21.5	24.0	41.3
HVU12-12	12	12	20.5	20.5	19.3	21.2	41.0	21.9	21.9	17.7	17.7	34.2	34.2	21.5	24.0	46.2

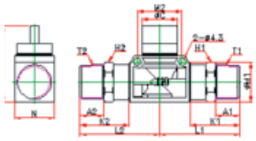

HVM : Válvula 3 Vías Cónica Rosca - Rosca

MODELO	T1	T2	H1	H2	C	N	E	A1	A2	K1	K2	L1	L2	M1	M2	PESO
HVM01-01	R1/8	R1/8	14	14	16.5	18.0	40.5	8.0	8.0	21.6	21.6	35.6	35.6	18.3	19.0	45.0
HVM02-01	R1/4	R1/8	14	14	16.5	18.0	40.5	10.0	8.0	24.6	21.6	38.6	35.6	18.3	19.0	48.0
HVM02-02	R1/4	R1/4	14	14	16.5	18.0	40.5	10.0	10.0	24.6	24.6	38.6	38.6	18.3	19.0	52.0
HVM03-02	R3/8	R1/4	17	17	19.3	21.2	41.0	11.0	10.0	24.0	24.6	40.5	38.6	21.5	24.0	80.0
HVM03-03	R3/8	R3/8	17	17	19.3	21.2	41.0	11.0	11.0	24.0	24.0	40.5	40.5	21.5	24.0	83.0
HVM04-03	R1/2	R3/8	21	19	19.3	21.2	41.0	14.0	11.0	28.6	24.0	45.1	40.5	21.5	24.0	102.0
HVM04-04	R1/2	R1/2	21	21	19.3	21.2	41.0	14.0	14.0	28.6	28.6	45.1	45.1	21.5	24.0	116.0

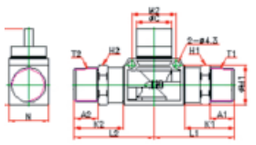

HVM-G : Válvula 3 Vías Cilíndrica Rosca - Rosca

MODELO	H1	H2	C	N	E	A1	A2	K1	K2	L1	L2	M1	M2	PESO
HVM G01-G01	14	14	16.5	18.0	40.5	5.0	5.0	18.6	18.6	32.6	32.6	18.3	19.0	42.0
HVM G02-G01	17	14	16.5	18.0	40.5	6.5	5.0	20.1	18.6	34.1	32.6	18.3	19.0	49.0
HVM G02-G02	17	17	16.5	18.0	40.5	6.5	6.5	20.1	20.1	34.1	34.1	18.3	19.0	57.0
HVM G03-G02	20	17	19.3	21.2	41.0	6.5	6.5	18.5	18.5	35.0	35.0	21.5	24.0	69.0
HVM G03-G03	20	20	19.3	21.2	41.0	6.5	6.5	18.5	18.5	35.0	35.0	21.5	24.0	75.0
HVM G04-G03	24	20	19.3	21.2	41.0	8.0	6.5	21.6	20.1	38.1	36.6	21.5	24.0	90.0
HVM G04-G04	24	24	19.3	21.2	41.0	8.0	8.0	21.6	21.6	38.1	38.1	21.5	24.0	100.0

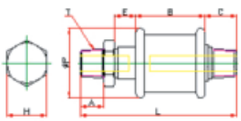

HSV : Válvula Corredera Macho-Macho

MODELO	P	T	L	E	C	A	B	H	Orificio	PESO
HSV M5	19.0	M5*0.8p	45.0	6.0	7.0	4.1	23.0	9	2.6	24.0
HSV 01	24.0	R 1/8	54.0	7.2	10.8	8.0	24.0	14	5.0	45.0
HSV 02	30.0	R 1/4	73.5	7.7	12.8	10.0	38.0	17	8.0	112.0
HSV 03	41.0	R 3/8	83.0	8.0	14.0	11.0	44.0	27	10.0	276.0
HSV 04	41.0	R 1/2	89.0	8.0	17.0	14.0	44.0	27	13.0	270.0
HSV 06	49.0	R 3/4	104.5	12.5	18.0	15.0	48.0	32	18.8	407.0

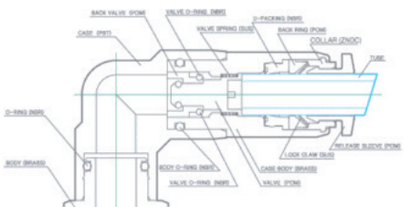

VÁLVULAS DE BLOQUEO CDC:

Válvulas de Bloqueo. Actúan como un enchufe rápido siendo el tubo el propio conector macho. Monta un resorte interior que, al insertar el tubo en el racor abre el paso del aire. Asimismo, al desconectar el tubo, la válvula vuelve a cerrar el paso. No hay dirección de paso, puede ser en un sentido o en otro. Ideal para aplicaciones test o demostraciones de neumática.

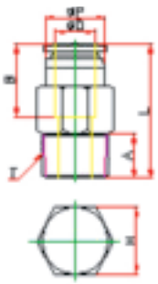

SPC : Válvula Bloqueo Recto Cónica Rosca- Tubo

MODELO	D	P	T	L	A	B	H	PESO
SPC04-01	4	10.0	R 1/8	26.1	8.0	15.3	10	10.8
SPC06-01	6	12.0	R 1/8	28.8	8.0	17.0	12	12.8
SPC06-02	6	12.0	R 1/4	28.8	10.0	17.0	14	20.8
SPC08-02	8	14.0	R 1/4	33.3	10.0	18.6	14	19.7
SPC08-03	8	14.0	R 3/8	33.3	11.0	18.6	17	38.7
SPC10-02	10	17.0	R 1/4	35.6	10.0	20.3	17	28.5
SPC10-03	10	17.0	R 3/8	35.6	11.0	20.3	17	33.5
SPC10-04	10	17.0	R 1/2	35.6	14.0	20.3	21	60.5
SPC12-02	12	18.8	R 1/4	41.9	10.0	22.7	19	44.3
SPC12-03	12	18.8	R 3/8	41.9	11.0	22.7	19	58.3
SPC12-04	12	18.8	R 1/2	41.9	14.0	22.7	21	66.3

RACORES VÁLVULA DE BLOQUEO CDC:

Straight

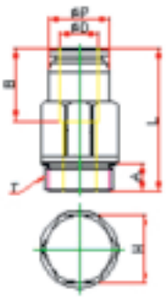

SPC-G : Válvula Bloqueo Recto Cilíndrica Rosca- Tubo

MODELO	D	P	T	L	A	B	H	PESO
SPC04-G01	4	10.3	G 1/8	25.5	5.0	15.5	12	14.8
SPC06-G01	6	12.0	G 1/8	27.7	5.0	17.0	12	13.8
SPC06-G02	6	12.0	G 1/4	27.2	6.5	17.0	15	23.8
SPC08-G02	8	14.0	G 1/4	31.9	6.5	18.6	15	22.7
SPC08-G03	8	14.0	G 3/8	31.9	6.5	18.6	17	34.7
SPC10-G02	10	17.0	G 1/4	34.9	6.5	20.3	17	30.5
SPC10-G03	10	17.0	G 3/8	36.4	6.5	20.3	17	35.5
SPC10-G04	10	17.0	G 1/2	37.4	8.0	20.3	21	57.5
SPC12-G02	12	18.8	G 1/4	43.3	6.5	22.7	19	49.3
SPC12-G03	12	18.8	G 3/8	43.3	6.5	22.7	21	62.3
SPC12-G04	12	18.8	G 1/2	43.8	8.0	22.7	21	64.3

Elbow

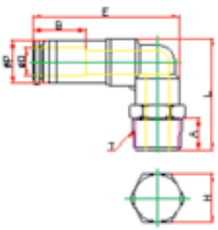

SPL : Válvula Bloqueo Codo Cónica Rosca- Tubo

MODELO	D	P	T	L		A	B	H	PESO
SPL04-M5	4	10.0	M5*0.8p	27.3	34.5	4.6	15.3	10	15.8
SPL04-M6	4	10.0	M6*1.0p	26.9	34.5	4.1	15.3	10	15.8
SPL04-01	4	10.0	R 1/8	29.8	34.5	8.0	15.3	10	19.8
SPL06-M5	6	12.0	M5*0.8p	30.3	38.9	4.6	17.0	12	19.8
SPL06-01	6	12.0	R 1/8	32.8	38.9	8.0	17.0	12	20.8
SPL06-02	6	12.0	R 1/4	35.8	38.9	10.0	17.0	14	30.8
SPL08-01	8	14.0	R 1/8	38.2	48.6	8.0	18.6	14	31.7
SPL08-02	8	14.0	R 1/4	41.2	48.6	10.0	18.6	14	38.7
SPL10-02	10	17.0	R 1/4	40.3	55.0	10.0	20.3	17	55.5
SPL10-03	10	17.0	R 3/8	41.3	55.0	11.0	20.3	17	65.5
SPL10-04	10	17.0	R 1/2	44.3	55.0	14.0	20.3	21	89.5
SPL12-03	12	18.8	R 3/8	45.7	63.7	11.0	22.7	19	83.3
SPL12-04	12	18.8	R 1/2	48.7	63.7	14.0	22.7	21	106.3

Elbow

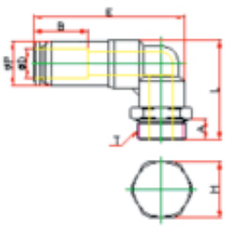

SPL-G : Válvula Bloqueo Codo Cilíndrica Rosca- Tubo

MODELO	D	P	T	L	E	A		B	H	PESO
SPL04-G01	4	10.0	G 1/8		26.8	34.5	5.0	15.3	14	18.8
SPL06-G01	6	12.0	G 1/8		29.8	38.9	5.0	17.0	14	22.8
SPL06-G02	6	12.0	G 1/4		31.8	38.9	6.5	17.0	17	29.8
SPL08-G02	8	14.0	G 1/4		37.2	48.6	6.5	18.6	17	37.7
SPL08-G03	8	14.0	G 3/8		36.7	48.6	6.5	18.6	20	41.7
SPL10-G02	10	17.0	G 1/4		31.8	55.0	6.5	20.3	17	49.5
SPL10-G03	10	17.0	G 3/8		35.8	55.0	6.5	20.3	20	56.5
SPL10-G04	10	17.0	G 1/2		37.3	55.0	8.0	20.3	24	68.5
SPL12-G03	12	18.8	G 3/8		40.2	63.7	6.5	22.7	20	71.3
SPL12-G04	12	18.8	G 1/2		41.7	63.7	8.0	22.7	24	84.3

Union Straight

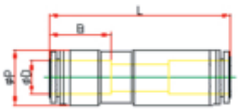

SPU : Válvula Bloqueo Tubo- Tubo

MODELO	D	P	L	B	PESO
SPU04	4	10.5	42.1	15.7	6.6
SPU06	6	12.5	46.0	17.0	7.4
SPU08	8	14.8	53.7	19.1	12.4
SPU10	10	17.5	58.2	20.2	21.4
SPU12	12	20.5	67.1	22.7	35.2

VÁLVULAS ANTIRRETORNO CDC:

Válvulas Antirretorno Unidireccionales. Mientras el aire fluya o no desde un lado de la válvula, al otro lado nunca habrá retorno de aire en sentido contrario aunque haya diferente presión. Posición “IN” Antirretornos normales con flujo de rosca macho hacia rosca hembra o a tubo. Posición “OUT” con pulsadores rojos y flujo de rosca hembra o tubo hacia la rosca macho.

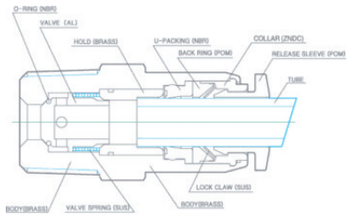

Straight

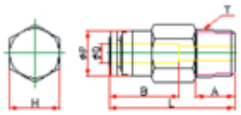

CVPC : Válvula Antirretorno Cónica Rosca - Tubo

MODELO	D	P	T	L	A	B	H	PESO
CVPC04-M5	4	10.0	M5*0.8p	31.4	3.6	15.3	10	11.8
CVPC04-M6	4	10.0	M6*1.0p	30.4	4.6	15.3	10	11.8
CVPC04-01	4	10.0	R 1/8	27.3	8.0	15.3	10	9.8
CVPC06-01	6	11.9	R 1/8	32.6	8.0	16.3	12	12.8
CVPC06-02	6	11.9	R 1/8	32.6	8.0	16.3	14	19.8
CVPC08-01	8	11.9	R 1/4	32.6	10.0	16.3	14	19.8
CVPC08-02	8	14.0	R 1/4	37.2	10.0	18.3	14	20.7
CVPC10-03	10	23.0	R 3/8	56.3	11.0	20.3	22	45.5
CVPC10-04	10	23.0	R 1/2	58.3	14.0	20.3	22	63.5
CVPC12-03	12	25.0	R 3/8	62.3	12.0	23.3	24	48.3
CVPC12-04	12	25.0	R 1/2	65.3	14.0	23.3	24	68.3

Straight

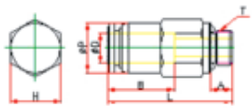

CVPC -G : Válvula Antirretorno Cilíndrica Rosca - Tubo

MODELO	D	P	T	L	A	B	H	PESO
CVPC04-G01	4	10.0	G 1/8	26.3	5.0	15.3	10	11.8
CVPC06-G01	6	11.9	G 1/8	31.6	5.0	17.0	12	15.8
CVPC06-G02	6	11.9	G 1/4	32.1	6.5	17.0	15	25.8
CVPC08-G01	8	14.0	G 1/8	33.8	5.0	18.6	14	16.7
CVPC08-G02	8	14.0	G 1/4	36.7	6.5	18.6	15	25.7
CVPC10-G03	10	23.0	G 3/8	52.5	6.5	20.3	22	33.5
CVPC10-G04	10	23.0	G 1/2	54.3	6.5	20.3	22	39.5
CVPC12-G03	12	25.0	G 3/8	57.5	6.5	23.3	24	41.3
CVPC12-G04	12	25.0	G 1/2	59.3	8.0	23.3	24	44.3

Bush

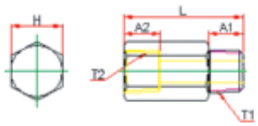

CVPF : Válvula Antirretorno Cónica Rosca - Rosca

MODELO	T1	T2	L	A1	A2	H	PESO
CVPF01-01	R /18	R 1/8	28.1	8.0	8.0	12	16.0
CVPF04-04	R 1/4	R 1/4	34.1	11.0	10.0	17	39.0
CVPF03-03	R 3/8	R 3/8	53.8	12.0	11.0	22	107.0
CVPF04-04	R 1/2	R 1/2	61.0	14.0	14.0	24	130.0

Bush

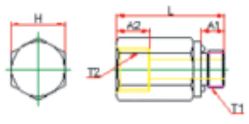

CVPF-G : Válvula Antirretorno Cilíndrica Rosca - Rosca

MODELO	T1	T2	L	A1	A2	H	PESO
CVPF G01-G01	G 1/8	G 1/8	26.6	5.0	8.0	14	24.0
CVPF G02-G02	G 1/4	G 1/4	33.1	6.5	10.0	17	40.0
CVPF G03-G03	G 3/8	G 3/8	49.0	6.5	11.0	22	102.0
CVPF G04-G04	G 1/2	G 1/2	55.7	8.0	14.0	24	121.0

Union Straight

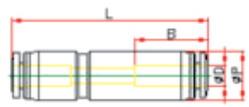

CVPU : Válvula Antirretorno Cónica Tubo - Tubo

MODELO	D	P	L	B	PESO
CVPU04	4	10.5	42.3	15.7	5.6
CVPU06	6	12.5	47.5	17.0	8.4
CVPU08	8	14.8	56.4	19.1	13.4
CVPU10	10	23.0	65.2	20.3	16.4
CVPU12	12	25.0	73.0	23.3	31.2

kayma sistemas

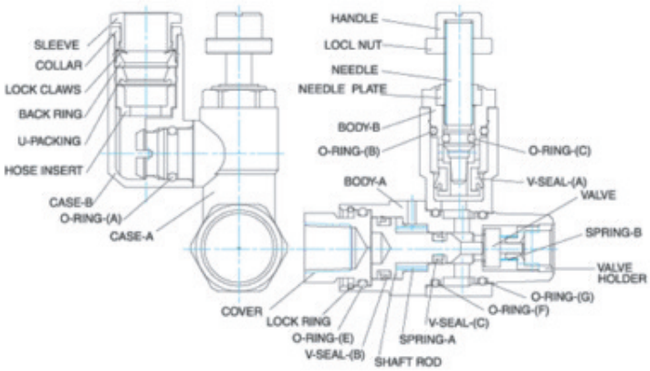

VÁLVULAS REGULADORAS DE CAUDAL ANTIRRETORNO PILOTADAS CDC (VÁLVULAS PARACAIDAS) :

Válvulas Antirretorno Unidireccionales. Cuando damos presión de pilotaje al otro lado de la válvula, entonces el aire fluye por el regulador en dirección al racor de tubo (orientable a 360º). Posicionamiento parada de un cilindro o bloqueo en caso de suinistro del aire, Permiten el arranque progresivo en circuito neumático, evitando golpes bruscos.

PVSC : Válvula Antirretorno Pilotada Cónica Regulable Rosca - Tubo

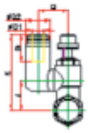

MODELO	D	A	T1	T2	B	D1	D2	D3	C	E	F/min	F/max	G	J	K	H1	H2	PESO
PVSC0601	06	8.0	R1/8	M5	17.0	6.0	12.6	12.1	8.0	35.4	43.6	48.4	16.1	14.9	38.9	12.0	10.0	37.1
PVSC0801	08	8.0	R1/8	M5	19.1	8.0	14.9	12.1	8.0	35.4	43.6	48.4	17.3	14.9	39.8	12.0	10.0	38.9
PVSC0602	06	10.5	R1/4	R1/8	17.0	6.0	12.6	15.4	7.6	42.0	55.4	60.4	19.4	18.4	44.3	17.0	13.0	72.1
PVSC0802	08	10.5	R1/4	R1/8	19.1	8.0	14.9	15.4	7.6	42.0	55.4	60.4	18.4	18.4	46.7	17.0	13.0	74.0
PVSC0803	08	11.4	R3/8	R1/8	19.1	8.0	15.1	20.3	9.6	49.7	58.4	63.4	23.4	21.4	50.7	19.0	17.0	121.8
PVSC1003	10	11.4	R3/8	R1/8	20.2	10.0	17.6	20.3	9.6	49.7	58.4	63.4	23.4	21.4	53.0	19.0	17.0	123.7
PVSC1203	12	11.4	R3/8	R1/8	22.7	12.0	20.6	20.3	9.6	49.7	58.4	63.4	23.4	21.4	54.8	19.0	17.0	127.5
PVSC1004	10	14.4	R1/2	R1/4	20.2	10.0	17.6	27.3	12.8	59.8	72.0	78.0	26.4	31.3	64.4	24.0	23.0	231.5
PVSC1204	12	14.4	R1/2	R1/4	22.7	12.0	20.6	27.3	12.8	59.8	72.0	78.0	26.4	31.3	67.2	24.0	23.0	235.5

PVSC-G : Válvula Antirretorno Pilotada Cilíndrica Regulable Rosca - Tubo

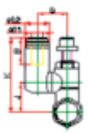

MODELO	D	A	T1	T2	B	D1	D2	D3	C	E	F/min	F/max	G	J	K	H1	H2	PESO
PVSC0601	06	8.0	R1/8	M5	17.0	6.0	12.6	12.1	8.0	35.4	43.6	48.4	16.1	14.9	38.9	12.0	10.0	37.1
PVSC0801	08	8.0	R1/8	M5	19.1	8.0	14.9	12.1	8.0	35.4	43.6	48.4	17.3	14.9	39.8	12.0	10.0	38.9
PVSC0602	06	10.5	R1/4	R1/8	17.0	6.0	12.6	15.4	7.6	42.0	55.4	60.4	19.4	18.4	44.3	17.0	13.0	72.1
PVSC0802	08	10.5	R1/4	R1/8	19.1	8.0	14.9	15.4	7.6	42.0	55.4	60.4	18.4	18.4	46.7	17.0	13.0	74.0
PVSC0803	08	11.4	R3/8	R1/8	19.1	8.0	15.1	20.3	9.6	49.7	58.4	63.4	23.4	21.4	50.7	19.0	17.0	121.8
PVSC1003	10	11.4	R3/8	R1/8	20.2	10.0	17.6	20.3	9.6	49.7	58.4	63.4	23.4	21.4	53.0	19.0	17.0	123.7
PVSC1203	12	11.4	R3/8	R1/8	22.7	12.0	20.6	20.3	9.6	49.7	58.4	63.4	23.4	21.4	54.8	19.0	17.0	127.5
PVSC1004	10	14.4	R1/2	R1/4	20.2	10.0	17.6	27.3	12.8	59.8	72.0	78.0	26.4	31.3	64.4	24.0	23.0	231.5
PVSC1204	12	14.4	R1/2	R1/4	22.7	12.0	20.6	27.3	12.8	59.8	72.0	78.0	26.4	31.3	67.2	24.0	23.0	235.5

CK : Racor Rápido POM Recto

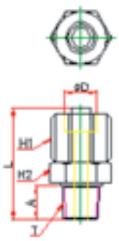

MODELO	D	T	L	A	H1	H2	PESO
CK06-01	6	R 1/8	27.5	7.0	12	13	2.7
CK06-02	6	R 1/4	30.5	9.0	12	15	4.3
CK08-01	8	R 1/8	29.5	9.0	14	14	3.6
CK08-02	8	R 1/4	29.0	9.0	14	15	4.6
CK08-03	8	R 3/8	31.7	10.2	14	19	6.5
CK10-02	10	R 1/4	33.4	9.2	17	17	6.1
CK10-03	10	R 3/8	34.4	10.2	17	19	7.5
CK12-02	12	R 1/4	39.0	9.2	19	17	7.8
CK12-03	12	R 3/8	41.2	10.2	19	19	8.7

GCK : Racor Rápido POM Codo

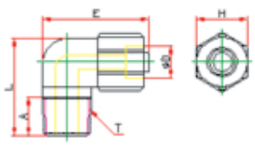

MODELO	D	T	L	E	A	H	PESO
GCK06-01	6	R 1/8	24.5	26.0	7.0	12	4.1
GCK06-02	6	R 1/4	26.5	29.5	9.0	12	5.5
GCK08-01	8	R 1/8	24.5	25.5	8.0	14	4.8
GCK08-02	8	R 1/4	26.5	29.5	10.0	14	6.0
GCK08-03	8	R 3/8	27.5	32.5	11.0	14	9.2
GCK10-02	10	R 1/4	30.0	32.0	12.0	17	8.7
GCK10-03	10	R 3/8	31.0	34.7	12.0	17	10.8
GCK12-02	12	R 1/4	32.0	41.5	11.0	19	13.0
GCK12-03	12	R 3/8	34.0	41.5	12.0	19	14.4

kayma sistemas
Camino Oialume Bidea 24 Pol. Ind. Ergobia - 20115-ASTIGARRAGA (Guipúzcoa) Spain
Tfno: 0034-943-334062 Fax: 0034-943-331807